



for
Proloquo2Go



Developing Language Vocabulary Level User Manual

Joan Bruno, Ph.D. CCC-SLP
2015© Communication Technology Resources
Highlands, NJ 07732
www.AACCoreWord.com

Gateway© Developing Language Vocabulary Level

Overview

The Developing Language Vocabulary Level targets children with oral-motor speech disorders, with or without accompanying physical impairments, who are developing language following the typical sequence of language acquisition. It contains eight (8) grid sizes or vocabulary arrangements:

- 3*4 (12 buttons);
- 4*6 (24 buttons);
- 5*7 (35 buttons);
- 5*9 (45 buttons);
- 6*11 (66 buttons);
- 8*11 (88 buttons);
- 9*12 (108 buttons);
- 10*14 (140 buttons)

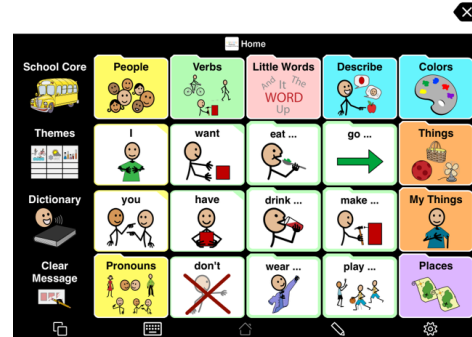
The diversity of vocabulary arrangements provides options for children who are just learning to combine symbols to form multi-word messages as well as for those who are learning to form syntactically correct sentences. Children with significant motor and/or or visual perceptual limitations may need to use a page with a small grid size (e.g. 3*4; 4*6). As skills improve, they can seamlessly move to a more complex grid size. There is a high degree of consistency in core vocabulary placement across levels minimizing the need to re-learn motor patterns. In addition to having access to Proloquo2Go's grammar functions, vocabulary has been added to pages to help facilitate morphological and syntactical development.

Children with good fine motor skills can access pages with 66, 88, 108, and 140 button on a page. The Hide function of Proloquo2Go's "Visibility Feature" can be used to gradually or systematically introduce a student to a complex array thus eliminating the need to transition students through the entire range of vocabulary arrangements.

Targeted users of the Developing Language Vocabulary demonstrate the potential to use word endings, articles and prepositions and to create well-formed and age-appropriate sentences. These vocabularies have been constructed to facilitate teaching of language structures within an intervention context.

Vocabulary Organization and Features

- Toolbar with Access to a Dictionary and Other Key Functions.
- HOME and SCHOOL Core
- Fitzgerald Key Arrangement



- Sentence Development Strips
- Semantic Power Strips
- Theme Pages

Toolbar with Access to a Dictionary and Other Key Functions

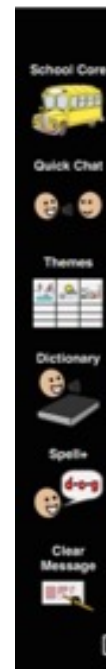
All grid sizes within the Learning Language Vocabulary Level have a *Toolbar*, positioned on the left side of the HOME page and other key pages such as Themes, Sentence Starters, and Dictionary. The items contained in the toolbar have a black background and a white font so they can easily be differentiated from the core vocabulary. Using the *Visibility* feature of Proloquo2Go, these buttons can be dimmed or hidden if they are deemed inappropriate for the user.

The contents of the Toolbar varies with the grid size. All sizes minimally contain a Themes and a Quick Chat folder and the Clear function. As the grid size becomes more complex and more buttons are available, additional folders and functions are added on the Toolbar. These may include Sentence Starters, a Dictionary, a customizable Names folder, and a Spell+ folder.

The Sentence Starter and Theme links for the 3*4 through 5*7 grid sizes match the button size of the Main page. Grid sizes 5*9 and higher link to a consistent 5*9 grid. Since the contents of the themes is the same, it was determined to be optimal to keep the format the same. Within this format there are adequate open locations for customization.

The Dictionary icon links to folders that are not represented on the HOME page. It enables a user to more efficiently access a content word without needing to navigate through many pages. The number of folders in the Dictionary varies with the number of buttons in the grid arrangement.

A Spell+ folder is available for grid sizes 5*7 and higher. This provides access to letters, numbers and punctuation. It does not provide access to the Proloquo2Go word prediction feature. It does however, allow a user to spell a word and have the word seamlessly enter the message window.

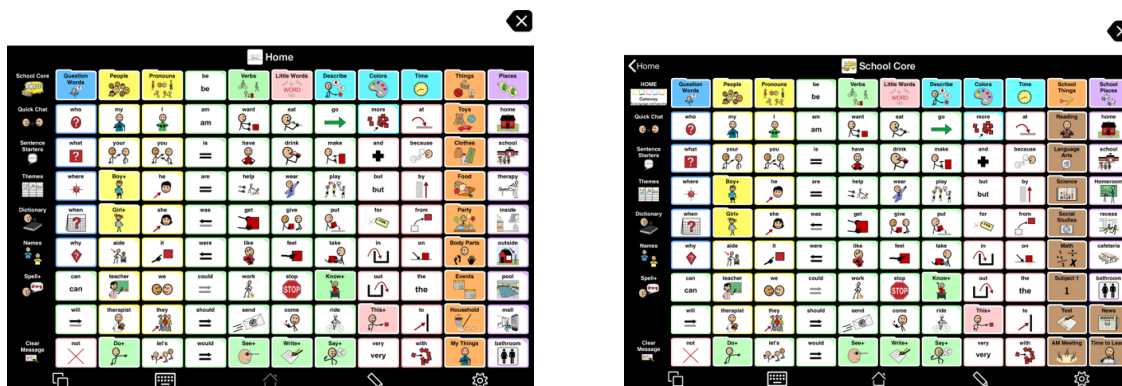


HOME and SCHOOL Core

Each HOME page contains a set of research-based high frequently core words used words that are accessed through a single key selection. It also contains folders linking to word categories such as QUESTIONS, PEOPLE, PRONOUNS, VERBS, LITTLE WORDS, DESCRIBE, THINGS, PLACES, and other categories such as TOYS, CLOTHES, etc. Depending up the grid size, auxiliaries and model verb forms may be included. Users may configure the Proloquo2Go settings to activate its grammar function to access the full range of morphological endings.

Each grid size also contains a SCHOOL Core that can be accessed by selecting the *school bus icon* from the Toolbar. The SCHOOL Core replicates the contents of the HOME page for core vocabulary and grammatical category folders. It offers

different fringe category folders (e.g., READING, MATH, NEWS, etc.) to reflect topics needed for use within the school setting. This strategy enables users to access topical school vocabulary while still having access to the same core vocabulary of Gateway’s HOME page. Below is an example of the HOME and SCHOOL Core for the 8*11 grid size.



Fitzgerald Key Arrangement

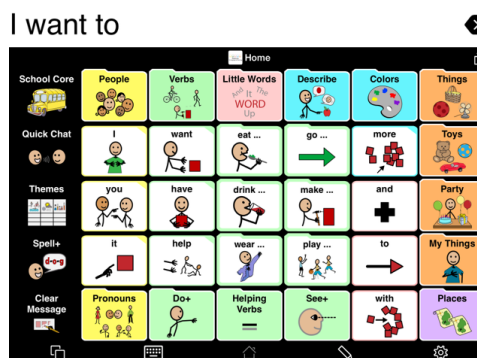
Each word and word category are color-coded according to the Fitzgerald Key format. As seen in the images above, People are yellow; Verbs – green; Little Words – pink, Descriptive Words – blue; Things – orange and Places – purple. Folders are solid colored with a white border and buttons have a colored border. This color-coding is consistent throughout all of the Gateway pages and helps ease the transition for a child moving from one page set to the next level of complexity. Within the Fitzgerald Key, “Little Words” are defined as prepositions, articles and conjunctions and “Descriptive Words” includes adjective, adverbs, and time words.

Sentence Development Link

The 3*4 and 4*6 and 5*7 grid sizes include a Gateway© feature referred to as *Sentence Development Links* to help children learn to form multi-word sentences and to help expand their core vocabulary. Sentence Development Links are not used on grid sizes 5*9 and higher under the premise that children at this level will be generating more unpredictable messages and require a more *open* system.

Sentence Development Links are used to provide a simplified approach to facilitate sentence formation. They are designated on the Home page using an ellipsis (i.e., ...). Selecting a *verb* results in automatically opening a page of associated objects or “things” that the child can use to complete a message. For example, after selecting “eat...”, a page with common foods is automatically opened.

The HOME page of the 5*7 grid size is pictured to the right. Pictured below, is the linked “wear ...” page which includes a “Describe” and a “Colors folder”. A child can



select, “I + want + to + wear” from the HOME page. When “wear ...” is selected it opens to a clothes page. If the clothing items or descriptive words provided on these pages do not match the preferences of the user, these should be customized to match the child’s preferences.

I want to wear a plaid green



Most of the pages reached through a *Sentence Development Link*, also contain one or more associated folders to help facilitate the use of longer and more complex sentences. These folders or links provide additional opportunities for a child to expand his/her sentence complexity by adding an adjective or adverb to the message. From the eat ... link, a child can easily ask for the “chocolate” or “big” cookie, without needing to navigate away from the food context. Efforts have been made to match the descriptive words within these links to the vocabulary on the targeted object page. That is, the word “chocolate” is provided for the “food” and “make” pages, but the word “brown” is provided with the clothing items.

Semantic Power Strips

Some grid sizes (e.g. 5*9; 8*11) use a Gateway© feature referred to as a *Semantic Power Strip*. *Semantic Power Strips* are sets of paradigmatically associated words, that enable a user to access related vocabulary without scrolling through pages or popup screens. They are represented by a “solid colored button with a +” following a word. *Semantic Power Strips* are used for words such as *girl+*, *boy+*, and for some *verbs*. For example, selecting “*girl+*” will open a semantic power strip containing – girl, mom, grandma, aunt, sister, etc. The number of related words varies with the grid size. That is, a 5*9 power strip may have fewer vocabulary options presented than an 8*11 power strip, as there are few buttons on the



Themes

All of the Developing Language arrangements include a set of *Theme* pages to support pragmatic language development and functional device use within educational, play and community-based activities. The content of each set of theme pages differs for the 3*4, 4*6, 5*7 grid sizes. All grid sizes from 5*9 to 10*14 use the same 5*9 arrangement. The content is appropriate for all children at this level of language development and that the larger buttons provide consistency and ease of use within functional activities. Pictured to the right is a sample “Time to Play” theme page.



The *Themes* folder for this arrangement links to 8 *topical pages including: Sentence Starters, Social, About You & Me, Comments, Questions, Time to Learn, Time to Play, and Time in Town.* The *About Me & You* must be personalized for the child. It provides a means for a child to provide basic information about him or herself. The *Questions* folder provides some general questions and should be customized to enable the child to ask relevant questions on an on-going basis. The *Comments, Social and Sentence Starters* can help a child develop their pragmatic skills as they learn to use language in a variety of communicative contexts.

In general, the *Time to Learn* folder provides monthly theme pages, and blank pages that can be customized for each subject used in the school environment. Several of these subject folders link to the SCHOOL Core tab so the topical vocabulary can also be used when the child may be required to respond using more than a single word utterance. *Time to Learn* tab also provides access to the Common Core, Circle or Morning Meeting, as well as folders to support academic subjects.

The *Time to Play* folder contains activity folders and several blank pages. Depending on the grid size, it contains a set of pages that may include such activities as *Tea Party, Dress-Up, Doctor's, Phone Call, Games, and a Jokes* page. There is a general literacy page and again depending on the grid size, books that such as "Where's Spot, Clifford's Animal Sounds, *Good Night Moon* and *Where the Wild Things Are*". There is a customizable page for Scouts and for other personal activities.

The *Time in Town* tab has pages that can be used within the community. Each of these requires some customization so they are most meaningful for the child to use within functional activities. Pages include topics such as: *At the Mall, McDonald's, Ice Cream, Vacation, Amusement Park* and *in the Park.* The *Scouts and Religion* pages are open for customization and there are an additional blank pages to support the personal activities of the user.

Why Gateway©

- Simple to Learn
- Developmental Model for Language Acquisition
- Consistent Vocabulary Placement Supports Learning through Motor Planning Principles
- Efficient Organization Results in Minimal Keystrokes Per Word

Simple to Learn

Gateway is easy to learn. The cognitive demands associated with learning symbol meanings are minimized by the use of single-meaning icons and/or written words to represent vocabulary. For nouns and many other word classes, the selected symbols provide a transparent or intuitive means of representing vocabulary. Text is used to represent some function words. This helps to reduce the need for learning arbitrary symbols to represent the words of our language that cannot be easily be represented by an iconic symbol. Symbols for verbs, adjectives and adverbs are less

transparent and may require instruction to be understood by an individual who either is young or demonstrates perceptual and/or cognitive limitations.

Young children tend to separate pictures according to categories. That is, children can easily sort pictures into categories of people, colors, foods, places, and so on. The organization of Gateway reflects this developmental ability and uses a modified Fitzgerald Key Format to represent vocabulary.

Developmental Model for Language Acquisition

Gateway[®] meets the needs with individuals demonstrating a wide range of expressive language abilities. Many of these individuals require intervention directed towards improving their expressive communication performance. It is important that individuals who provide this intervention understand how they can use the language features designed as a part of the Gateway[®] to enable children who use AAC to expand their expressive language abilities.

In teaching a severely speech impaired child to communicate using the Developing Language Level of Gateway, the course of a child's expressive language acquisition can mirror the normal language development sequence. A child can begin communicating using single words. By learning to combine symbols across pages, they can begin to form telegraphic messages. Once a child understands verb tenses, use of plurals and other morphologic endings, the child can learn to use these features to create syntactically correct sentences. Using the vocabulary and word morphology keys embedded systematically within Gateway, a child can learn to recode our language to achieve the same level of language competence as speaking peers.

Efficient Communication

Gateway has been organized to provide maximum efficiency for the user. An efficiently designed communication system enables a user to converse with a minimum amount of effort. Gateway was designed to achieve an average ≤ 1.5 selections per word for *core* vocabulary words. Words considered fringe, or less frequently used vocabulary, may require two or more key selections. The number of words presented per page affects efficiency. When creating a sentence with a small grid size (e.g. 4*6, 5*7, 5*9), the average number of selections is higher than in page sets with a larger grid size (e.g., 6*11, 8*11, 10*14).

The following table presents sample sentences created using the single word vocabulary of the Developing Language Vocabulary Level. These sentences were generated by some of the individuals who use Gateway and demonstrate the power of the App. Grid sizes for 5*9 through 10 *14 were included in the following comparison.

Developing Language Comparison		Key Selections			
Message	# Words	5*9	6*10	8*11	10*14
		40	60	80	130
We are going to eat chicken.	6	10	9	8	8
Can you help me?	4	7	5	5	5
I want to go to the mall.	7	7	7	5	5
Yesterday they helped me with	7	12	11	11	10

my computer.					
I want to get my sister a present.	8	10	10	10	8
Will you give it to me?	6	11	7	7	7
What do you want me to do?	7	9	9	9	9
She has to work tomorrow.	5	8	8	7	6
Total Spoken Words - Hits	50	74	66	62	58
Avg. # Keystrokes Per Word		1.48	1.32	1.24	1.16

These sample sentences contain 50 words. Using the core word component of the Developing Language Level of Gateway, a user would need to make total of 74 key selections to generate these sentences using the 5*9 grid size. The average number of keystrokes (ANK) to "speak" these sentences is 1.48. The efficiency increases as the size of arrangement increases. Using the 10*14 grid size, 58 keystrokes are required and the ANK is 1.16. While the ANK of key selections will vary with the unique messages generated by each user, these sample sentences provide a rough estimate of the Gateway's efficiency across messages generated during a routine conversation.

How was the Vocabulary Selected?

- Frequency of Use
- Syntactical Development
- Promote Language During Leisure Activities
- Academic Needs

Frequency of Use

The vocabulary selected for use with Developing Language Vocabulary Level is based upon research and by analyzing the vocabulary contents of the communication boards of individuals who can effectively communicate across a variety of topics appropriate to their age and interests (Beukelman, Jones, & Rowan, 1989; Bruno, 1989; Carlson, 1981; Raban, 1988). The vocabulary contain a "core" of words such as eat, drink, go, want, and have. No matter what phase an individual is within their language development, these words are a part of one's core vocabulary. Several books from a first grade curriculum were reviewed to analyze the vocabulary contents. Frequently occurring words were included as a part of the core vocabulary to enhance literacy learning activities.

Some words may be important at one phase of an individual's life and not at another. For example, bubbles are important to young children. A razor may be important to an adolescent or adult. The Developing Language Level was designed to meet the needs and interested of children in preschool through middle school.

Syntactical Development

It is the expectation that users of the Developing Language Level would turn on Proloquo2Go's Grammar Support which can be found in the Options Menu. Nouns and Verbs would be the first Grammatical morphemes to be introduced, followed by

adjectives and in the Advanced Function, you will find *adverbs* to select. Use of the Grammar Support features is essential to promote age appropriate syntactical development. A user can trigger the morphology options by holding a targeted button until a pop-up with the word's inflections appear. .

It is the assumption that children using the Developing Language Vocabulary Level of Gateway will be receiving speech-language intervention to promote linguistic competency enabling them to form complex syntactically correct sentences. Word endings are systematically included so that each can be taught within an educational or therapeutic setting and then used in the course of routine conversation.

When children begin to consistently demonstrate correct use of the noun and verb forms, moving them the Advanced Communicator Vocabulary Level of Gateway may be appropriate. Pages in the Advanced Communicator use a Gateway Feature called *Dynamic Morphology*, that automatically adds the word ending to buttons resulting in a keystroke savings when generating complex messages. *Dynamic Morphology* increases efficiency by minimizing the required number of keystrokes needed to generate correct word forms.

Promote Language During Leisure Activities

Young children learn and develop language through play. Older children and adults frequently initiate communication surrounding social activities. Social vocabulary and topic pages have been designed to facilitate device use during recreational activities. For young children, pages of jokes, riddles, books, and several popular board games are included. For older children some typical leisure activities like cards and Bingo are provided. This vocabulary can be accessed through the *Themes* folder.

Academic Needs

It is expected that the individuals who use the Developing Language Level of Gateway[®] are school-aged children and teens. To enhance a user's classroom participation and to better enable his or her ability to demonstrate mastery of the core curriculum competencies, all arrangement within this level of Gateway contain requisite vocabulary for Morning Meeting and links to pages where targeted academic vocabulary have been added. Grid sizes for the 5*9 through 10*14 include the states, countries and planets. The academic pages have also been designed to interface with the School Core page so that a user can respond using single words or syntactically correct sentences. A TEST page enables a user to independently complete a true/false or multiple choice test or worksheet without adult assistance.

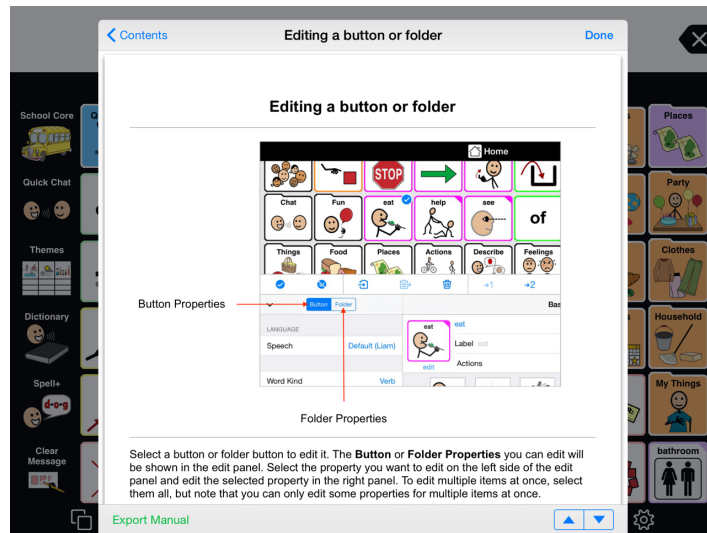
Customization

Domains to Customize

- Understanding Proloquo2Go's Functions and Features
- Understanding Gateway's Features
- Personal Information, Needs and Interests
- Educational and Social Information

Understanding Proloquo2Go's Functions and Features

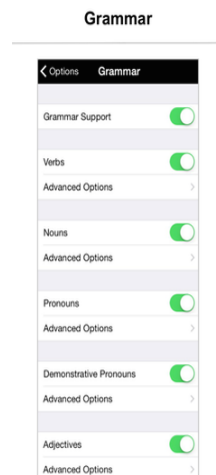
Gateway was designed using the Proloquo2Go App. In many respects it is comparable to a separate user within Proloquo2Go. Personalization or customization of Gateway© requires that the person assigned with this responsibility demonstrates a basic level of competency with Proloquo2Go editing and operational functions. That is, a person needs to know how to edit a button. Minimally editing a button can involve changing the label, the symbol, or the text to be spoken. Gateway uses the standard Fitzgerald key color-coding. A user may opt to change button borders and backgrounds. The graphic to the right highlights the button features that can be edited.



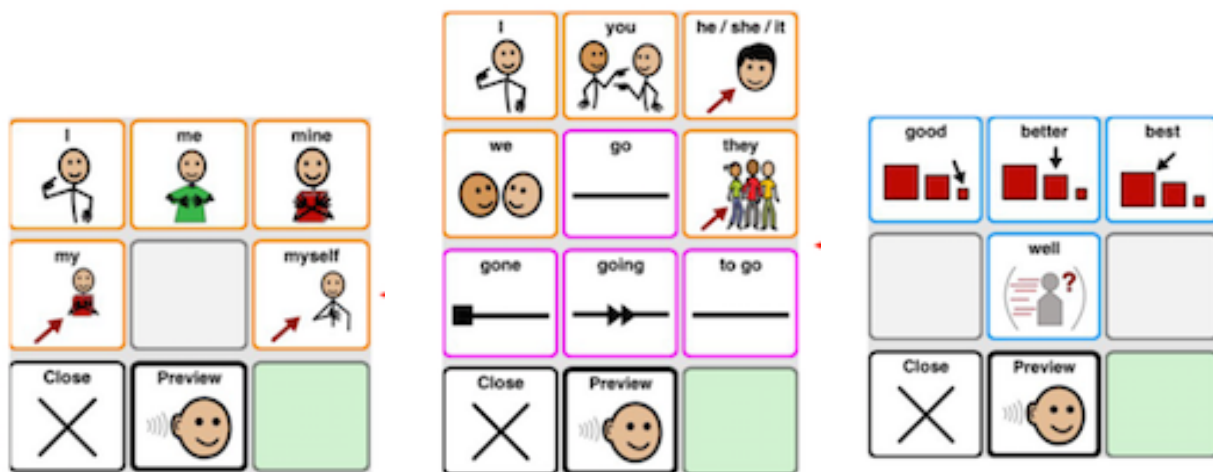
In addition to button features, there are basic edit mode tools that one must become familiar with. In Proloquo2Go, vocabulary that appears on a page is considered to be on the Primary Level. Within Gateway, there will be some pages that offer a user access to vocabulary stored on the Secondary Level. If there are words on a page that do not match the needs of the user, do NOT delete these words, but rather move them to the Storage level. Since there is a some relationship among all pages within all Gateway Vocabulary Levels (e.g., Child Functional, Developing Language, etc.) it is optimal to move unwanted words and/or Folders into Storage in the chance that the user may want to access these at a later time. The “Trash Can” pictured below, is the Delete function. If you select it, you will be given the options of moving it into storage or permanently deleting the selected button. Again, by no means it recommended that any word or folder, be permanently deleted from Gateway.



Another important Proloquo2Go feature is Grammar Support. This feature is especially important to any user whose speech-language goals include syntactic development. Pictured to the right is a sample of the parts of speech that can be controlled using the grammar support “Option”. Each can be turned ON if it is appropriate for the user or you can choose to not use it. When a user wants to be able to add word ending in the course of message generation, the grammar support features for the specific part of speech must be On.



Below are examples of the grammar popups for a pronoun, a verb and an adjective. These are accessed by depressing a location. The amount of time a user needs to keep the button depressed can be controlled through the Options Menu.



Assistiveware has extensive resources to support users of Proloquo2Go. These resources are on their website - <http://www.assistiveware.com/support>. The Proloquo2Go manual is also located inside the app itself. It can be accessed in several ways (1) Options > green help button in upper right corner; (2) Edit mode > Quick Options > green help button in upper right corner; (3) Edit mode > tap ? for help overlay > tap the “learn more” link in the upper left area of the help overlay to get to the Edit mode specific section of the manual.

Gateway’s Functions and Feature

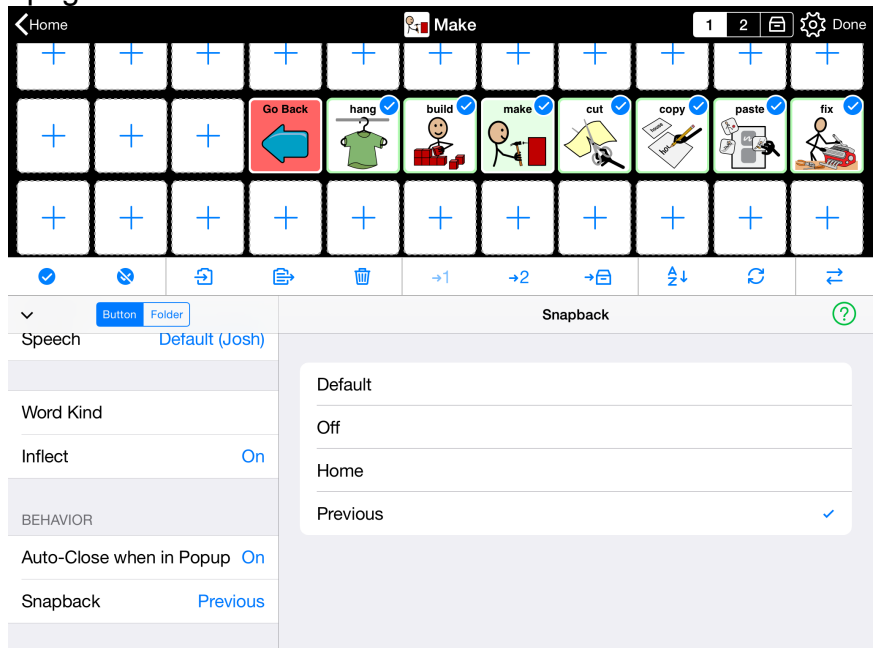
The Gateway Vocabulary features such as *Sentence Development Link*, *Semantic Power Strips*, Dynamic Morphology, and the Spell+ page, were created using the programming features of PRoloquo2Go. The Sentence Development links are explained above and these do not require any special considerations when customizing.

The Spell+ page provides access to the keyboard and in some of the larger arrangements, it also includes numbers, and punctuation. This keyboard provides the user access to letters, numbers and punctuation. It does not offer word prediction. If a

user wants to access the Proloquo2Go word prediction features, he or she must use the Typing View available through the Toolbar. Since accessing the word prediction function and adding text into the message window, adds extra hits, the Spell+ page was added as a means to quickly add text. This should not be used as a primary spelling function, but instead as a quick way to add words not found within the Gateway pages.

Gateway uses *Semantic Power Strips* as a tool to provide the user access to semantically related words. After selecting a word from the semantic power strip, the popup automatically closes. This is done as a keystroke saving function, minimizing the need for a user to close the page after each word.

This same auto-close feature is used throughout Gateway's core vocabulary. When composing a message, a user can select words from the Home page and then access fringe vocabulary selecting folders such as Things, Play, Events, and the like. Each time a word is accessed on the fringe vocabulary page, the page automatically closes. Depending upon where the page is and for what purpose, it will either return to the Home Page or to the Previous Page. Should the user wish to change the setting so that the page or popup does not auto-close, the user would go into the Edit Mode, pictured below. On the lower left corner, the behaviors would be need to be changed, shutting the Auto-close to Off and the Snapback to Off.



Within this page set there are no other special considerations that need to be considered when customizing the Gateway pages.

Personal Information, Needs and Interests

To customize Gateway for Proloquo2Go, the facilitator needs to consider both the personal information and the needs and interests of the user. Changes considered appropriate need to be made within Gateway. The process of customizing Gateway requires knowledge of the vocabulary within Gateway, the color-coding system used within Gateway, and the fundamental categorization of the vocabulary.

Unless Gateway's vocabulary matches the needs, wants, interests and "personality" of the user, it is unlikely that the user will maximize use of the program. A second step in customizing Gateway is to add and/or change key vocabulary items and expressions. For example, the *Foods* page contains an assortment of foods and beverages considered representative of the typical foods people eat. This may or may

not match the preferences of the individual using Gateway. Changes should be made to this page as needed to allow the user to communicate effectively. Family and user input should be considered in determining what changes, if any, are needed. Other pages such as Things and Places will also require the same type of consideration in evaluating the "appropriateness" of the vocabulary provided.

Educational and Social Information

In order to help an individual meet his or her educational goals, it is imperative that the child be able to express the vocabulary targeted for the range of spoken and written educational tasks associated with each core curriculum competency. While it is recognized that Gateway does not contain all of the educational vocabulary needed by each user, it is believed that Gateway does create a framework to enable a child to meet most educational competencies. Individuals working with a Gateway user (i.e., the teachers, therapist, aides) must take an active role in adding appropriate vocabulary to this program as needed. This requires that these individuals become familiar with the contents of Gateway. It also requires that they know what vocabulary is needed to complete daily lessons. Vocabulary that is needed, and that is *not* currently stored within the Gateway vocabulary, should be added if and when determined necessary by the child's team.

Within the school curriculum, there are areas targeted for potential device use. These include *Math*, *Calendar* or the morning routine, Language Arts and *Monthly thematic* activities. Pages have been created for each of these areas and they also should be customized to maximize the child's classroom participation.

Implementation

- Where Do We Begin?
- Transitioning Across Vocabulary Arrangements
- Teaching Language Through Use of the Single Word Vocabulary:
- Therapist's Role and Responsibilities
- Evaluating the AAC User's Abilities
- Learning to Communicate with Gateway
 - Modeling as in Intervention Strategy
 - Expansion as in Intervention Strategy
 - Teaching Vocabulary Contents and Location.
 - Highlight the Organizational Structure.
 - Using Gateway to Converse.
 - Create Opportunities to Learn New Words
 - Literacy Activities
 - Writing
 - Learning Gateway Through Traditional Language Intervention.
 - Communicating Through the Academic Pages
 - Using the Recreational Pages

Where Do We Begin?

The specific approach used to implement Gateway will vary with the needs and language abilities of the user. It is the philosophy of this author that Gateway be introduced to the user in a variety of functional contexts. Successful implementation requires a commitment on the part of the individuals working with the user (i.e., the facilitator, teacher, SLP) to become familiar with Gateway's vocabulary contents and the location of these words. It also requires a commitment to customize the program to match the needs, interests and abilities of the user.

Transitioning Across Gateway Vocabulary Arrangements

While individuals may begin using the (3*4) or (4*6) grid size, the developmentally based design of the vocabulary allows for a relatively easy transition from one arrangement set to another. That is, a user may begin using the 3*4, transition to 5*7, and eventually progress to one of the following grid sizes: 6*11, 8*11, 9*12 or 10*14. It is important to note that all users are not necessarily expected to transition through each grid sizes. The ability to do so however, supports the needs of children who for physical, perceptual or cognitive/language reasons may initially require larger buttons and/or a smaller vocabulary array. The goal should be success on the part of the user. Success breeds more success. Conversely, when a child struggles to find the words or continually misses his/her targeted location, frustration can set in and a child could reject using any AAC system.

For young users, a gradual introduction of developmentally appropriate word morphology features enables him or her to begin to develop language with the tools appropriate for age and abilities. The consistent color-coding helps users know where to locate various word classes and this remains consistent throughout. Also, once a word is designated as a *thing*; it is always designated as a *thing*. The category exemplar to which a word has been assigned (e.g., bubbles to "Thing") will not change. A subordinate category may be assigned (e.g., Toy). The use of the subordinate category will vary with the page set based upon the number of buttons per page.

Because of the subtle differences between page sets, it is optimal to systematically introduce an individual to a page set within a therapy or other learning environment before fully transitioning them to a more advanced grid size. An SLP, teacher, parent or aid should help them become familiar with the new contents and locations of the vocabulary. Once they demonstrate a basic comfort level in communicating with the new grid size, the transition set can be formalized.

With Gateway for Proloquo2Go, some customizations made within one arrangement transition to the next arrangement. It is important that those working with the user fully understand the Proloquo2Go programming features, including how to use VocaPriority® and Storage. If one has programmed names of family and friends, changed food items, personalized toys, and the like, these changes may also exist outside the file or page set in which they are made. Someone working with the individual must help them through this process. It is critical that the personalization of names, address, food choices, etc. be made so that the user immediately has this important vocabulary.

Teaching Language Through Use of the Single Word Vocabulary:

Each Gateway grid size contains a core of high frequency words. Learning the contents and location of this core vocabulary is only the first step in helping someone to become a competent communicator. Variables such as cognitive/language abilities, behavior, attention, motivation and frequency of use of Gateway will all impact a user's ability to gain proficiency using Gateway to communicate. The key to helping a child become a successful communicator when using Gateway is to provide effective and appropriate language intervention. That is, if a child is communicating using single words, that child needs to have guided intervention to systematically learn to combine words to form more complex messages. The environment needs to be engineered to promote device use and strategically target various language forms.

Teaching language to an AAC user is not radically different from teaching language to a child who speaks. The major difference is that for an AAC user, the medium for expression is an AAC device as opposed to speech. This being the case - (1) the therapist must be knowledgeable of the vocabulary contents and location of words contained in the system, (2) the child must learn the contents and location of available vocabulary, and (3) words targeted for intervention activities or routine daily activities must be available within the communication device or the AAC user cannot express them.

With that in mind, the procedure for teaching language to an AAC user requires that the therapist: (a) evaluate the user's abilities; (b) define appropriate long and short term language intervention goals and (c) establish effective intervention activities to enable the AAC user to achieve the goals.

Therapist's Role and Responsibilities

Prior to initiating intervention with the child, the therapist must first become familiar with program's vocabulary. The therapist must know what words are included in the Gateway Vocabulary and how to access these words. Unless a therapist is competent in communicating with the child's vocabulary set, the therapist can neither develop appropriate therapy activities nor serve as a model in demonstrating or expanding the child's utterances.

Modeling, or aided language stimulation (ALS), is an appropriate and effective language intervention technique that a therapist can use when working with an AAC user. This technique can be used to teach the Gateway core word vocabulary. Using this technique, a communication partner interacts with the AAC user using the user's AAC system. Use of aided language stimulation requires the partner to know the contents and location of the Gateway Vocabulary. The partner can model a simple sentence (e.g., I like candy.) or follow the statement with a question (e.g., I went to grandma's yesterday. Where did you go?).

Learning the vocabulary of Gateway can be best accomplished by personally using the device to create sentences. If your student is going to be using the 4*6 or 6*11 arrangement, try reading a simple children's book using it. This functional activity will help provide a therapist with a working knowledge of the program's vocabulary. Many primary books contain high frequency words across all grammatical

categories. The activity will teach the therapist how to navigate the system using words and word endings. It will also create an awareness of what words are *not* stored in the program.

Evaluating the AAC User's Abilities

While one may have a sense of a user's abilities and limitations, it is often helpful to formally assess a child's skills to set appropriate goals and to measure or document progress. Gateway provides an AAC user the tools to demonstrate his/her abilities and weaknesses. This developmentally based vocabulary contains the necessary words and word morphology features to allow a child to respond to questions on several formal tests. The child's responses will be influenced by his/her knowledge of the vocabulary contents of the system. Assuming the child has a solid knowledge of the vocabulary contents of the Gateway arrangement being used, the user's responses can be considered indicative of his or her expressive language abilities. The tests have not been normed on this population. As such, they should be used to determine performance skills and set intervention goals, rather than to obtain percentiles, standard scores or mental ages. A user's physical and behavioral characteristics need to be considered in the testing process

Unlike working with a speaking child, evaluating an AAC user's expressive language performance must follow the user's introduction to his/her communication system. If we want to see how a child uses language, we must first let the child become familiar with the core vocabulary. Depending upon variables such as how often is the child given access to the system, how much vocabulary it contains and how much intervention is being provided, a therapist's assessment can occur within 3-4 weeks after the system is introduced. The more opportunity the child has to become familiar with the vocabulary, the more reliable the assessment will be.

Once the child learns what words are available in the system and how to access these words, one can then assess how the child combines these words to formulate messages. One can also evaluate what types of communicative functions the child is using. Assessment can be informal or formal. Language measures can include a language sample or they can include formal test measures such as the Preschool Language Scale (PLS) or the Test of Language Development (TOLD).

The Gateway Developing Language Vocabulary Level contains the vocabulary a child needs to respond to most questions on the Preschool Language Scale. That is, it gives the child the tools he or she needs to demonstrate his expressive language abilities. The 5*9 and higher grid sizes contain the vocabulary and morphological endings needed to take the TOLD. A therapist can administer these tests as they would to a speaking child. Most of the targeted words the child needs to answer the questions are contained within these Gateway arrangements.

Learning to Communicate with Gateway

The general strategies used to teach Gateway are straightforward. The primary goals must be to insure that the user learns the vocabulary contents and organizational structure of Gateway. Once specific language intervention goals are identified, functional activities can be designed and implemented.

For an individual who has functionally used a communication board or other AAC App with a significant number of single words prior to receiving Gateway, introduction to this program should flow as a logical extension of his or her use of the manual board or App and to the teaching strategies already in place. That is, the individual will need to be oriented to where vocabulary is located, and what vocabulary is available, but it would be expected that the individual's performance with the Gateway program should eventually mirror or exceed his or her performance with his/her other system. As the individual learns more vocabulary, and is exposed to advanced language features, it would be expected that the individual's language performance would improve. Strategies that have been used successfully to teach language should be continued.

Modeling As An Intervention Strategy. For a child who has not previously used a single word vocabulary system, an effective clinical intervention strategy is the use of modeling or aided language stimulation. In modeling system usage, the facilitator (e.g., parent, aide, teacher, therapist) takes a lead role in using the device to talk with the child. Using this approach the child is indirectly guided through the system. The child sees where specific vocabulary is stored, and what page links must be accessed to select targeted vocabulary. The child may also be exposed to a range of grammatical morphemes such as possessives or contractions that can be used in expressing different word forms (e.g., questions, statements, imperatives).

Modeling serves an additional purpose for both the child using the system and the adults working and or interacting with him. It reveals what vocabulary *is* and *is not* available within the page set. It serves as an indirect approach to determining what vocabulary needs to be added or deleted to personalize and optimize the system for the user. Modeling demonstrates that the spelling and word prediction feature may be accessed to express words not in this vocabulary program. It can show a child how to select a word using word prediction.

Children typically find dynamic display systems easy to navigate. Page links lead the child to explore new vocabulary. Modeling lets the facilitator assume the role of "Tour Director". The facilitator shows the child which "locations" to visit and does so in the appropriate communicative context. Modeling may also serve to demonstrate new and more complex ways for the child to use language.

Expansion As An Intervention Strategy. Expansion is another strategy that can be used to improve a child's expressive language performance. The facilitator can use the vocabulary within Gateway to expand the complexity of the child's messages. For example, if the child says, "I go school." The facilitator can offer positive feedback, clear the display and model the expanded message, "I am going to school." Expansion involves adding or expanding the message that the child originally generated. The goal of expansion is to help the child learn to create more complex messages than he or she is currently using or to construct syntactically correct sentences. Many children who have not had the opportunity to use a language board, or a device with grammatical markers or functions words as a part of the core vocabulary, may need instruction to learn how to form age appropriate messages in the course of routine conversation.

Some children determined to be candidates for a Gateway page set may exhibit an expressive language impairment. They may understand language, but they may not know how to form sentences or even what to say. Language intervention strategies and approaches typically used with speaking children who exhibit similar limitations, can be modified and implemented with children using Gateway.

Teaching Vocabulary Contents and Location. Teaching contents and location can be accomplished through focused intervention as well as through games and recreational activities. If the user does not know what words are available to him/her to create a message, unless the user can spell, he will not be able to formulate messages to express needs, wants, or ideas. Some strategies that can be used to teach the single word vocabulary include: (a) highlighting the organizational structure, (b) using Gateway to “talk”, (c) creating opportunities to learn new words, (d) reading, (e) writing and (f) traditional language intervention.

Highlight the Organizational Structure. Regardless of which Gateway grid size (e.g., 3*4, 4*6, 6*11, 8*11, 10*14) is selected for the user, the augmented communicator should be systematically introduced to the MAIN page, which is the core of the single word vocabulary. Each of the color-coded word categories should be pointed out along with its corresponding color-coded page link. A rationale for the color of some command keys has been established. It is felt that the color-coding may help some augmented users learn to locate words more quickly.

Using Gateway to “Talk”. Often children who use AAC do not talk for the purpose of sharing information. They use their devices to request and to respond. Efforts should be made to engage the child in a meaningful dialogue. Teach the vocabulary by talking with the augmented communicator. While this dialogue may need to begin with a question such as “What did you do last night”. The goal would be that even if the child responds with a single word answer – “baseball game”, modeling and expansion would help the child describe the activity or event with greater detail. That may mean that more questions are asked of the child and it may be that more examples are given to the child in the form of sharing information.

Create Opportunities to Learn New Words. Based upon the age and or cognitive level of the augmented communicator, it may be helpful to systematically introduce each page, and when doing so, integrate vocabulary from other pages as appropriate. To teach the “people” on the Main page or on the People page, a therapist can show a user his family photos or other people. The user can tell “who” the person is; name the other people who live in the same house; tell how the person is related (i.e., friend, aunt, uncle) and so on.

Activities such as placing objects in a bag and having the child “guess what’s in the bag” or selecting something and then naming it, can be used to teach items on the *Things* page. Lotto games can be created to teach other pages. Games such as Outburst, Jr. can enable a user to have fun and enjoy learning to locate words within targeted categories. “Simon says” can be played to teach verbs or action words. Pages can be printed or copied onto the appropriate colored paper for each category to help teach the color-coding in addition to the vocabulary contents.

Similar activities may be done to introduce the other pages such as, *Little Words*, *Describing Words* and *Places*. To teach the verbs, the child can play Simon Says or a pantomime game. Allowing the child free time to explore the vocabulary may also serve as a powerful learning tool.

Literacy Activities. Not all communication is spoken. Children enjoy being read to and also having the opportunity to read out loud. There are some books stored in Gateway that children can read. While they are selecting a “button” to read an entire page, after they read a page or the entire story, they can be asked questions about the story, where they respond using the Gateway core word vocabulary. Another option may be to read the story with the user and the adult stops. The child must “read” the next word, using the Gateway core or fringe vocabulary. There are many ways to engage a child in a literacy activity with Gateway[®] and it is an excellent way to help a child improve his/her competency with Gateway and their expressive language abilities. Some ebooks, were designed to help children who are users of Gateway develop mastery of their core. Information about these books can be found at <http://www.gatewaytolanguageandlearning.com/ebooks/index.html>.

Writing. Writing is also an excellent way to help a child master the Gateway core and also to build expressive language abilities. Writing activities can be as simple as having the child complete a fill in the blank activity, or it can be as complex as having a child write a narrative. Most importantly, the writing activity should match the child’s expressive language abilities.

Learning Gateway Through Traditional Language Intervention. For younger children, playing with a doll house can not only teach the names of family members and places within the house, it can be a wonderful activity for teaching a child to form two-word messages describing what they did with a doll or what they want you to do. Sentences such as “wash-baby”, “go-eat”; play-upstairs can be created using the Gateway program. A functional language activity helps to teach a child what vocabulary is in the device and where it is located, and it help teach the child language form as well as the power of communication.

The Gateway core contains many of the frequently used words of our language. As such, for older children many games and therapy materials can be used with only minimal modifications. Some materials may require more modifications than others. Two good examples of therapy materials that require little modifications are *Just for Me!* (Concepts) and “*SPARC for Grammar*” produced by LinguiSystems. Some commonly used games and therapy activities include: Chutes and Ladders; Jeopardy, Outburst, Jr., Secret Square; 1st grade level reading books, the Clifford book series, or single line storybooks. When an “off the shelf” game or activity contains words of little interactive value to the AAC user (e.g., kite, mouse, umbrella), it is suggested that the activity be modified rather than changing the vocabulary of the Gateway program to accommodate the program unless changing that vocabulary will ultimately increase device use long term.

There are many ways to teach Gateway. How it is taught can, and should, vary with the needs and abilities of the user. The suggestions provided here are just that, suggestions. The user’s speech language pathologist is key in the implementation

process. A therapist or communication partner should communicate to the child while using Gateway, creating messages with the words of the Gateway program.

Communicating Through the Academic Pages. Enabling a child to master the core curriculum standards is a challenge for those using AAC devices. It is impossible to include all needed educational vocabulary in any page set. Even if the space was available to do so, recalling the location of the needed vocabulary would be extremely difficult to achieve based the fast pace of a regular classroom setting. In an effort to help users of Gateway page sets actively participate in their educational programs and/or demonstrate mastery of the core curriculum standards a framework for customization has been established. There are open pages tied to subject folders. These can be customized as needed. It is recognized that a year’s worth of classroom vocabulary cannot be stored, but typically there is room to accommodate chapters.

For some simple areas such as Morning Meeting (e.g., Circle Time) the typically used vocabulary has been included in each of the grid sizes. That is, a child can describe the weather, and tell the day, week, or month.

Using the Recreational Pages. There is no question about the fact that children enjoy play activities. Children can and do learn through play. Within Gateway there are a variety of pages designed included to help children develop their language skills during play. Typically, a child would need help from their communication partner to access appropriate messages while playing the game.

Sample Practice Exercises for Using Gateway©

Practice Sentences for Grid sizes 5*9 and Higher

Exercise 1. The goal of this exercise is to practice using words from the HOME page and the folders for THINGS, FOODS, CLOTHES, TOYS, and PLACES.

HOME	THINGS	FOOD	CLOTHES	TOYS	PLACES
I go to					McDonalds
I want to go to the					picnic
You have the	book				
I want to play				cards	
Mom and dad eat		dessert			
You play with				bubbles	
I made the			bracelet		
Mom has the	camera				
I want	something				
Drink the		iced coffee			
Mom makes the			costume		

Exercise 2. The goal of this exercise is to practice asking “questions” using words from the Question folder and combining them with words from the HOME page and the folders for verbs (ACTIONS), THINGS, FOODS, TOYS, HOUSEHOLD and PLACES.

QUESTIONS	HOME	VERBS	HOME	FOOD	HOUSEHOLD	PLACES
Who will she	help					

Where are we		eating		dinner		
Where is the					towel	
Can he		work				
Couldn't you			go to the			parade
How come they	eat			fish		

Exercise 3. The goal of this exercise is to make sentences combining words from the HOME page with words from PEOPLE, LITTLE WORDS, TOYS, and PLACES.

PRN	PEOPLE	HOME	LIT WDS	CLOTHES	PLACES
My	teacher	went (go) to the			zoo
His	friend	wore (wear)		shorts	
They		went (go) to the			store
She		play (play)			
Their	class	made (make)		costumes	

Exercise 4 - Learning to Use Semantic Power Strips

Subject	Semantic Link	Target Word	Verb, Adverb or Object
I	<i>Helping Verbs</i>	am	happy (Describe)
You	<i>Helping Verbs</i>	are	pretty (Describe)
we	<i>Helping Verbs</i>	are	afraid (Describe -> Feelings)
	<i>mom+</i>	she	eats ice cream
	<i>dad+</i>	he	wears sandals
	<i>write+</i>	color	the kite (Toys)
I	Actions -> <i>say+</i>	call	dogs (Thing)
I	Actions -> <i>buy+</i>	buy	present (Party)
Dad	Actions -> <i>say+</i>	yells	
I	Actions -> <i>drive+</i>	fly	home (Place)

Implementation Suggestions

Sample lesson plans can be found on the Gateway website – www.gatewaytolanguageandlearning.com.

Summary

Gateway is a powerful core word page set complemented with rich pragmatic pages. Since 1998, Gateway has helped many young children become competent communicators and achieve academic success. It has enabled competent communicator to efficiently and effectively meet daily communication needs across environments. Success in using Gateway is highly correlated with how its user is supported in learning the contents of the page set and in having access to his or her device when appropriate.

Below there is an ALPHA Sort, a PAGE Sort and Monthly Pages Sorts. These can and should be used as a part of your intervention plan and as a tool to document mastery of the Gateway Vocabulary.

References

- Beukelman, D., Jones, R and Rowan, M. (1989). Frequency of word usage by nondisabled peers in an integrated preschool classroom. *AAC Journal*, 5, 243-248.
- Blackstone, S. (1993). Thinking a little harder about communication displays. *ACN* 6:1,1-3.
- Bruno, J. & Trembath. D. (2006). The use of aided language stimulation to improve syntactic performance during a weeklong intervention program. *AAC Journal* 22, 4, 300 -313
- Bruno, J. (1989). Customizing a Minspeak system for a preliterate child: A case example. *AAC Journal*. 5, 89-100.
- Bruno, J. (1994), Designing a vocabulary for a dynamic display system: A case example. In *Proceedings of the Sixth Biennial Conference of the ISAAC*, (p 455-457). Maastricht, The Netherlands
- Bruno, J. (1997) *Gateway to Language and Learning*. Pittsburgh, Pa. DynaVox Systems, Inc.
- Carlson, F. (1981). A format for selecting vocabulary for the nonspeaking child. *Language-Speech and Hearing in the Schools*. 12, 240-245.
- Fitzgerald, E. (1954). *Straight Language for the Deaf*. Washington, D.C.: Volta Bureau.
- Harris, M & Reichle, J. (2004) The impact of aided-language stimulation on symbol comprehension and production in children with moderate cognitive disabilities. *AJSLP*, 13, 155-167.
- Locke, J. (1995) Development of the capacity for spoken language. In P. Fletcher and B. MacWhinney (Eds.) *Handbook of Child Language* (Pp. 278-302). London: Blackwell
- Raban, B. (1988). *The spoken vocabulary of 5-year old children*. Reading, U.K.: The Reading and Language Information Center at the University of Reading.

Developing Language Alpha Sort

The Alpha Sort contains words that are directly linked to the Core Vocabulary through the HOME and SCHOOL CORE. It does not contain vocabulary that appears only on a THEME or activity-based page. A check mark (✓) indicated that the word is on the specified page. A number two (2) indicates that the word appears on Proloquo2Go's VocaPriority 2nd level.

Developing Language Alpha Sort		Grid Size/Gateway Page							
Word/Folder	Page	3*4 12	4*6 20	5*7 30	5*9 40	6*11 60	8*11 80	9*12 99	10*14 130
,	DATES		✓	✓	✓	✓	✓	✓	✓
0	MONEY				✓	✓	✓	✓	✓
1	DATES		✓	✓	✓	✓	✓	✓	✓
1	MONEY				✓	✓	✓	✓	✓
1	MAKE/DES		✓	✓					
10	DATES		✓	✓	✓	✓	✓	✓	✓
11	DATES		✓	✓	✓	✓	✓	✓	✓
12	DATES		✓	✓	✓	✓	✓	✓	✓
13	DATES		✓	✓	✓	✓	✓	✓	✓
14	DATES		✓	✓	✓	✓	✓	✓	✓
15	DATES		✓	✓	✓	✓	✓	✓	✓
16	DATES		✓	✓	✓	✓	✓	✓	✓
17	DATES		✓	✓	✓	✓	✓	✓	✓
18	DATES		✓	✓	✓	✓	✓	✓	✓
19	DATES		✓	✓	✓	✓	✓	✓	✓
1 st base	SPORTS					✓	✓	✓	✓
2	DATES		✓	✓	✓	✓	✓	✓	✓
2	MONEY				✓	✓	✓	✓	✓
2	MAKE/DES		✓	✓					
20	DATES		2	✓	✓	✓	✓	✓	✓
2015	DATES			✓	✓	✓	✓	✓	✓
2016	DATES				✓	✓	✓	✓	✓
21	DATES		2	✓	✓	✓	✓	✓	✓
22	DATES		2	✓	✓	✓	✓	✓	✓
23	DATES		2	✓	✓	✓	✓	✓	✓
24	DATES		2	✓	✓	✓	✓	✓	✓
25	DATES		2	✓	✓	✓	✓	✓	✓
26	DATES		2	✓	✓	✓	✓	✓	✓
27	DATES		2	✓	✓	✓	✓	✓	✓
28	DATES		2	✓	✓	✓	✓	✓	✓

Developing Language Alpha Sort		Grid Size/Gateway Page							
Word/Folder	Page	3*4 12	4*6 20	5*7 30	5*9 40	6*11 60	8*11 80	9*12 99	10*14 130
29	DATES		2	✓	✓	✓	✓	✓	✓
2 nd base	SPORTS					✓	✓	✓	✓
3	DATES		✓	✓	✓	✓	✓	✓	✓
3	MONEY				✓	✓	✓	✓	✓
3	MAKE/DES		✓	✓					
30	DATES		2	✓	✓	✓	✓	✓	✓
31	DATES		2	✓	✓	✓	✓	✓	✓
3 rd base	SPORTS					✓	✓	✓	✓
4	DATES		✓	✓	✓	✓	✓	✓	✓
4	MONEY				✓	✓	✓	✓	✓
4	MAKE/DES		✓	✓					
5	DATES		✓	✓	✓	✓	✓	✓	✓
5	MONEY				✓	✓	✓	✓	✓
6	DATES		✓	✓	✓	✓	✓	✓	✓
6	MONEY				✓	✓	✓	✓	✓
7	DATES		✓	✓	✓	✓	✓	✓	✓
7	MONEY				✓	✓	✓	✓	✓
8	DATES		✓	✓	✓	✓	✓	✓	✓
8	MONEY				✓	✓	✓	✓	✓
9	DATES		✓	✓	✓	✓	✓	✓	✓
9	MONEY				✓	✓	✓	✓	✓
911	MEDICAL					✓	✓	✓	✓
a	CAREERS		✓	✓	✓	✓	✓	✓	✓
a	LIT WRDS	✓	✓	✓	✓	✓	✓	✓	✓
a	THINGS		✓	✓	✓	✓	✓	✓	✓
A	ANIMALS			✓	✓	✓	✓	✓	✓
a	HYGIENE				✓	✓	✓		✓
a	LEISURE				✓	✓	✓	✓	✓
a	MEDICAL					✓	✓	✓	✓
a	MONEY				✓	✓	✓	✓	✓
a	NATURE				✓	✓	✓	✓	✓
a	PARTY			✓	✓	✓	✓	✓	✓
a	SPORTS					✓	✓	✓	✓
a	SPORTS					✓	✓	✓	✓
a	Tools					✓	✓	✓	✓
a	VEHICLE			✓	✓	✓	✓	✓	✓
a	PLAY		✓	✓					

Developing Language Alpha Sort		Grid Size/Gateway Page							
Word/Folder	Page	3*4 12	4*6 20	5*7 30	5*9 40	6*11 60	8*11 80	9*12 99	10*14 130
a	WEAR		✓	✓					
a	CLOTHES				✓	✓	✓	✓	✓
a	EAT								
a	FOOD				✓	✓	✓	✓	✓
a	BREAKFAST		✓	✓	✓	✓	✓	✓	✓
a	LUNCH		✓	✓	✓	✓	✓	✓	✓
a	DINNER				✓	✓	✓	✓	✓
a	VEGETABLES			✓	✓	✓	✓	✓	✓
a	FRUITS		✓	✓	✓	✓	✓	✓	✓
a	DRINKS		✓	✓	✓	✓	✓	✓	✓
a	SNACKS		✓	✓	✓	✓	✓	✓	✓
a	MAKE			✓					
a	PARTY			✓	✓	✓	✓	✓	✓
a	EVENTS				✓	✓	✓	✓	✓
a	HOUSEHOLD				✓	✓	✓	✓	✓
a	PLANETS				✓	✓	✓	✓	✓
a	SCHOOL THING		✓	✓	✓	✓	✓	✓	✓
A	SCHOOL THING				2	✓	✓	✓	✓
a	GRAMMAR WRD				✓		✓	✓	✓
a	GRAMMAR WRD				✓		✓	✓	✓
a	NEWS			✓	✓	✓	✓	✓	✓
a lot	LIT WRDS				2	✓	✓	✓	✓
AAC devices	MEDICAL					✓	✓	✓	✓
abduction	NEWS				✓	✓	✓	✓	✓
about	HOME						✓		✓
about	LIT WRDS			✓	✓	✓	✓	✓	✓
above	LIT WRDS				✓	✓	✓	✓	✓
AC	HOUSEHOLD					✓	✓	✓	✓
across	LIT WRDS				✓	✓	✓	✓	✓
action figure	PLAY	2	✓	✓					
action figure	TOYS			✓	✓	✓	✓	✓	✓
actor	CAREERS			2	✓	✓	✓	✓	✓
actress	CAREERS			2	✓	✓	✓	✓	✓
add	VERBS							✓	✓
add	ADD+			✓	✓	✓	✓		
Add	MATH			2	2	✓	✓	✓	✓
ADD+	VERBS			✓	✓	✓	✓		

Developing Language Alpha Sort		Grid Size/Gateway Page							
Word/Folder	Page	3*4 12	4*6 20	5*7 30	5*9 40	6*11 60	8*11 80	9*12 99	10*14 130
adjective	GRAMMAR WRD				✓		✓	✓	✓
adult	PEOPLE			2		✓	✓	✓	✓
adverb	GRAMMAR WRD				✓		✓	✓	✓
afraid	DESCRIBE			2	✓	✓	✓	✓	✓
Africa	WORLD PLACES		✓	✓	✓	✓	✓	✓	✓
after	HOME								✓
after	TIME		✓	✓	✓	✓	✓	✓	✓
afternoon	DESCRIBE		2	2	✓				
afternoon	TIME					✓	✓	✓	✓
again	TIME				✓	✓	✓	✓	✓
aide	HOME							✓	✓
aide	PEOPLE	2	✓	✓	✓	✓	✓	✓	✓
aide	CAREERS			✓	✓	✓	✓	✓	✓
airplane	THINGS			✓		✓	✓	✓	✓
Airplane	VEHICLE			✓	✓	✓	✓	✓	✓
airplane	TOYS					✓			✓
airplane wreck	NEWS			✓	✓	✓	✓	✓	✓
airport	PLACES		2	2	2	✓	✓	✓	✓
Alabama	STATES			✓	✓	✓	✓	✓	✓
Alaska	STATES			✓	✓	✓	✓	✓	✓
all	LIT WRDS				✓	✓	✓	✓	✓
all of	LIT WRDS				2	✓	✓	✓	✓
alone	DESCRIBE					✓	✓	✓	✓
along	LIT WRDS				2	✓	✓	✓	✓
ALS	MEDICAL					✓	✓	✓	✓
also	LIT WRDS				2	✓	✓	✓	✓
always	TIME		✓	✓	✓	✓	✓	✓	✓
am	HOME							✓	✓
am	QUESTION				✓	✓	✓	✓	✓
am	HELPING VBS			✓	✓				
am	HELPING VBS			✓	✓				
ambulance	THINGS								✓
ambulance	VEHICLE				✓	✓	✓	✓	✓
AMEX	MONEY				✓	✓	✓	✓	✓
among	LIT WRDS				2	✓	✓	✓	✓
an	CAREERS		✓	✓	✓	✓	✓	✓	✓
an	LIT WRDS				✓	✓	✓	✓	✓

Developing Language Alpha Sort		Grid Size/Gateway Page							
Word/Folder	Page	3*4 12	4*6 20	5*7 30	5*9 40	6*11 60	8*11 80	9*12 99	10*14 130
an	THINGS			✓	✓	✓	✓	✓	✓
an	ANIMALS			✓	✓	✓	✓	✓	✓
an	HYGIENE					✓	✓	✓	✓
an	LEISURE				✓	✓	✓	✓	✓
an	MEDICAL					✓	✓	✓	✓
an	MONEY				✓	✓	✓	✓	✓
an	NATURE					✓	✓	✓	✓
an	PARTY			✓	✓	✓	✓	✓	✓
an	SPORTS					✓	✓	✓	✓
an	SPORTS					✓	✓	✓	✓
an	Tools					✓	✓	✓	✓
an	VEHICLE					✓	✓	✓	✓
an	TOYS			✓	✓	✓	✓	✓	✓
an	CLOTHES				✓	✓	✓	✓	✓
an	EAT								
an	FOOD				✓	✓	✓	✓	✓
an	BREAKFAST		✓	✓	✓	✓	✓	✓	✓
an	LUNCH		✓	✓	✓	✓	✓	✓	✓
an	DINNER				✓	✓	✓	✓	✓
an	VEGETABLES			✓	✓	✓	✓	✓	✓
an	FRUITS		✓	✓	✓	✓	✓	✓	✓
an	DRINKS		✓	✓	✓	✓	✓	✓	✓
an	SNACKS		✓	✓	✓	✓	✓	✓	✓
an	PARTY			✓	✓	✓	✓	✓	✓
an	EVENTS				✓	✓	✓	✓	✓
an	HOUSEHOLD				✓	✓	✓	✓	✓
an	PLANETS				✓	✓	✓	✓	✓
an	SCHOOL THING					✓	✓	✓	✓
an	GRAMMAR WRD				✓		✓	✓	✓
an	GRAMMAR WRD				✓		✓	✓	✓
an	NEWS			✓	✓	✓	✓	✓	✓
and	HOME			✓	✓	✓	✓	✓	✓
and	LIT WRDS	✓	✓	✓				✓	✓
and	COLORS		✓	✓	✓	✓	✓	✓	✓
and	DRINKS			✓	✓	✓	✓	✓	✓
angry	DESCRIBE				2	✓	✓	✓	✓
animal	ANIMALS			✓	✓	✓	✓	✓	✓

Developing Language Alpha Sort		Grid Size/Gateway Page							
Word/Folder	Page	3*4 12	4*6 20	5*7 30	5*9 40	6*11 60	8*11 80	9*12 99	10*14 130
animal	PLAY	2							
animal crackers	SNACKS	✓	✓	✓	✓	✓	✓	✓	✓
ANIMALS	THINGS			✓	✓	✓	✓	✓	✓
ankle	BODY PARTS				✓	✓	✓	✓	✓
anniversary	EVENTS				✓	✓	✓	✓	✓
Antarctica	WORLD PLACES		✓	✓	✓	✓	✓	✓	✓
any	LIT WRDS				2	✓	✓	✓	✓
anything	THINGS					✓	✓	✓	✓
anywhere	LIT WRDS				✓	✓	✓	✓	✓
anywhere	HERE +								✓
app	THINGS								✓
app	LEISURE				✓	✓	✓	✓	✓
apple	EAT		✓	✓	✓				
apple	FOOD				✓	✓	✓	✓	✓
apple	DRINKS	✓	✓	✓	✓	✓	✓	✓	✓
applesauce	SNACKS	✓	✓	✓	✓	✓	✓	✓	✓
appointment	MEDICAL					✓	✓	✓	✓
appreciate	VERBS								✓
appreciate	LIKE+				✓				
apricot	FRUITS		✓	✓	✓	✓	✓	✓	✓
April	TIME					✓	✓	✓	✓
April	MONTHS			✓	✓				✓
April Fool's Day	HOLIDAYS		✓		✓	✓	✓	✓	✓
archery	SPORTS								✓
are	HOME							✓	✓
are	QUESTION				✓	✓	✓	✓	✓
are	HELPING VBS			✓	✓				
Arizona	STATES			✓	✓	✓	✓	✓	✓
Arkansas	STATES			✓	✓	✓	✓	✓	✓
arm	BODY PARTS				✓	✓	✓	✓	✓
around	LIT WRDS				✓	✓	✓	✓	✓
art	PLAY	✓							
Art	SCHOOL PLACE		2	✓	✓	✓	✓	✓	✓
art	SCHOOL PLACES			✓	✓	✓	✓	✓	✓
artichoke	VEGETABLES			✓	✓	✓	✓	✓	✓
article	GRAMMAR WORDS				✓		✓	✓	✓

Developing Language Alpha Sort		Grid Size/Gateway Page							
Word/Folder	Page	3*4 12	4*6 20	5*7 30	5*9 40	6*11 60	8*11 80	9*12 99	10*14 130
artist	CAREERS			2	✓	✓	✓	✓	✓
as	LIT WRDS				✓	✓	✓	✓	✓
ashamed	DESCRIBE					✓	✓	✓	✓
Asia	WORLD PLACES		✓	✓	✓	✓	✓	✓	✓
ask	HOME								✓
ask	VERBS						✓	✓	✓
ask	SAY +		✓	✓	✓	✓	✓	✓	✓
asparagus	VEGETABLES			✓	✓	✓	✓	✓	✓
assembly	EVENTS				✓	✓	✓	✓	✓
assembly	SCHOOL THING		✓	✓	✓	✓	✓	✓	✓
astronaut	CAREERS			2	2	✓	✓	✓	✓
at	HOME							✓	✓
at	LIT WRDS			✓	✓	✓	✓	✓	✓
attic	PLACES							✓	✓
auditorium	SCHOOL PLACE		✓	✓	✓	✓	✓	✓	✓
auditorium	SCHOOL PLACES		✓	✓	✓	✓	✓	✓	✓
August	TIME					✓	✓	✓	✓
August	MONTHS			✓	✓				✓
aunt	MOM+				✓				
aunt	PEOPLE	2	✓	✓	✓	✓	✓	✓	✓
Australia	WORLD PLACES		✓	✓	✓	✓	✓	✓	✓
Autism	MEDICAL					✓	✓	✓	✓
auto accident	NEWS			✓	✓	✓	✓	✓	✓
avocado	VEGETABLES				✓	✓	✓	✓	✓
away	LIT WRDS				✓	✓	✓	✓	✓
B	SCHOOL THING				2	✓	✓	✓	✓
baby	PEOPLE	✓	✓	✓	✓	✓	✓	✓	✓
baby shower	PARTY				✓	✓	✓	✓	✓
back	LIT WRDS				2	✓	✓	✓	✓
back	BODY PARTS				✓	✓	✓	✓	✓
backpack	SCHOOL THING		✓	✓	✓	✓	✓	✓	✓
backward	LIT WRDS				2	✓	✓	✓	✓
bacon	EAT			2	2				
bacon	FOOD				2			✓	✓
bacon	BREAKFAST	✓	✓	✓	✓	✓	✓	✓	✓
bad	HOME								✓

Developing Language Alpha Sort		Grid Size/Gateway Page							
Word/Folder	Page	3*4 12	4*6 20	5*7 30	5*9 40	6*11 60	8*11 80	9*12 99	10*14 130
bad	DESCRIBE		✓	✓	✓	✓	✓	✓	✓
bagel	BREAKFAST	✓	✓	✓	✓	✓	✓	✓	✓
bake	VERBS							✓	✓
bake	COOK+		✓	✓	✓	✓	✓		
baked	DINNER				✓	✓	✓	✓	✓
baked	VEGETABLES			✓	✓	✓	✓	✓	✓
ball	PLAY	✓	✓	✓					
ball	TOYS			✓	✓	✓	✓	✓	✓
balloon	PARTY			✓	✓	✓	✓	✓	✓
Balloon	PLAY			✓					
balloon	TOYS			✓	✓	✓	✓	✓	✓
banana	EAT		✓	✓	✓				
banana	FOOD				✓	✓	✓	✓	✓
banana	DRINKS	✓	✓	✓	✓	✓	✓	✓	✓
band	SCHOOL THING				2	✓	✓	✓	✓
band-aid	THINGS					✓	✓	✓	✓
band-aid	HYGIENE				✓	✓	✓	✓	✓
bandanna	CLOTHES				✓	✓	✓	✓	✓
bank	PLACES						✓	✓	✓
baptism	EVENTS				✓	✓	✓	✓	✓
bar mitzvah	EVENTS				✓	✓	✓	✓	✓
Barbie	PLAY			✓					
Barbie	TOYS			2	2	✓	✓	✓	✓
baseball	THINGS					✓	✓	✓	✓
baseball	SPORTS					✓	✓	✓	✓
baseball	TOYS			2	2	✓		✓	✓
baseball cards	TOYS			2	✓	✓	✓	✓	✓
baseball game	EVENTS				✓	✓	✓	✓	✓
baseball game	PLACES							✓	✓
basement	PLACES						✓	✓	✓
basketball	THINGS						✓	✓	✓
basketball	SPORTS					✓	✓	✓	✓
basketball	TOYS			2	2	✓		✓	✓
basketball game	EVENTS				✓	✓	✓	✓	✓
basketball game	PLACES							✓	✓
bat	ANIMALS			2	2	2	2	✓	✓
bat	TOYS			2	2	✓		✓	✓

Developing Language Alpha Sort		Grid Size/Gateway Page							
Word/Folder	Page	3*4 12	4*6 20	5*7 30	5*9 40	6*11 60	8*11 80	9*12 99	10*14 130
bath	HYGIENE				✓	✓	✓	✓	✓
bath	HOUSEHOLD				✓	✓	✓	✓	✓
bathroom	PLACES		✓	✓	✓	✓	✓	✓	✓
batter	SPORTS					✓	✓	✓	✓
battery	Tools					✓	✓	✓	✓
be	HOME							✓	✓
be	HELPING VBS			✓	✓				
beach	PLACES					✓	✓	✓	✓
beads	PLAY	✓	✓	✓					
beads	TOYS			2	2	2	✓	✓	✓
beans	VEGETABLES			✓	✓	✓	✓	✓	✓
bear	ANIMALS			✓	✓	✓	✓	✓	✓
beautiful	DESCRIBE				2	✓	✓	✓	✓
because	HOME						✓	✓	✓
because	LIT WRDS			✓	✓	✓	✓	✓	✓
bed	HOUSEHOLD				✓	✓	✓	✓	✓
Bed	GO	2	✓						
bedroom	PLACES		✓	✓	✓	✓	✓	✓	✓
bee	ANIMALS			2	2	2	✓	✓	✓
beets	VEGETABLES			✓	✓	✓	✓	✓	✓
before	HOME								✓
before	TIME		✓	✓	✓	✓	✓	✓	✓
begin	VERBS					✓	✓	✓	✓
beginning	TIME		✓	✓	✓	✓	✓	✓	✓
behind	LIT WRDS		✓	✓	✓	✓	✓	✓	✓
bell	SCHOOL THING		✓	✓	✓	✓	✓	✓	✓
belly	BODY PARTS				✓	✓	✓	✓	✓
below	LIT WRDS			✓	✓	✓	✓	✓	✓
belt	CLOTHES				✓	✓	✓	✓	✓
beneath	LIT WRDS				2	✓	✓	✓	✓
berries	FRUITS		✓	✓	✓	✓	✓	✓	✓
beside	LIT WRDS			✓	✓	✓	✓	✓	✓
best	DESCRIBE				2	✓	✓	✓	✓
better	DESCRIBE					✓	✓	✓	✓
between	LIT WRDS	✓	✓	✓	✓	✓	✓	✓	✓
bicycle	VEHICLE			✓	✓	✓	✓	✓	✓
big	HOME								✓

Developing Language Alpha Sort		Grid Size/Gateway Page							
Word/Folder	Page	3*4 12	4*6 20	5*7 30	5*9 40	6*11 60	8*11 80	9*12 99	10*14 130
big	DESCRIBE	✓	✓	✓	✓	✓	✓	✓	✓
Big	DO/DESCRIBE		✓						
big	WEAR/DES		✓	✓					
big	EAT/DESCRIBE		✓	✓					
big	DRINKS	✓	✓	✓					
big	MAKE/DES		✓	✓					
bike	PLAY	✓	✓	✓					
bike	TOYS			✓	✓	✓	✓	✓	✓
Bike	GO	✓	✓						
biking	SPORTS								✓
bird	THINGS			✓	✓	✓	✓	✓	✓
bird	ANIMALS					✓	✓	✓	✓
birthday	HOLIDAYS		✓		✓	✓	✓	✓	✓
birthday	HOLIDAYS		✓		✓	✓	✓	✓	✓
birthday	PARTY			✓	✓	✓	✓	✓	✓
birthday	MAKE		✓	✓					
biscuit	SNACKS		✓	✓	✓	✓	✓	✓	✓
bit	Tools					✓	✓	✓	✓
black	COLORS	✓	✓	✓	✓	✓	✓	✓	✓
black	EAT/COLORS		✓	✓					
black	VEGETABLES			✓	✓	✓	✓	✓	✓
blank	CLASSMATES				✓	✓	✓	✓	✓
blanket	HOUSEHOLD				✓	✓	✓	✓	✓
bleach	HYGIENE					✓	✓	✓	✓
blinds	HOUSEHOLD					✓	✓	✓	✓
blizzard	NATURE				✓	✓	✓	✓	✓
blocks	PLAY		✓	✓					
blocks	TOYS			✓	✓	✓	✓	✓	✓
blood	BODY PARTS				✓	✓	✓	✓	✓
blouse	WEAR		2	✓					
blouse	CLOTHES					✓	✓	✓	✓
blue	COLORS	✓		✓	✓	✓	✓	✓	✓
blue	EAT/COLORS		✓	✓					
blueberry	FRUITS		✓	✓	✓	✓	✓	✓	✓
board game	PLAY	2	✓						
boat	THINGS								✓
boat	VEHICLE			✓	✓	✓	✓	✓	✓

Developing Language Alpha Sort		Grid Size/Gateway Page							
Word/Folder	Page	3*4 12	4*6 20	5*7 30	5*9 40	6*11 60	8*11 80	9*12 99	10*14 130
body	BODY PARTS				✓	✓	✓	✓	✓
bologna	LUNCH		✓	✓	✓	✓	✓	✓	✓
bombing	NEWS			✓	✓	✓	✓	✓	✓
bone	BODY PARTS				✓	✓	✓	✓	✓
book	THINGS		✓	✓	✓	✓	✓	✓	✓
book	LEISURE				✓	✓	✓	✓	✓
book	PLAY	2	✓	✓					
book	TOYS			✓	✓	✓	✓	✓	✓
book	SCHOOL THING			✓	✓	✓	✓	✓	✓
boots	WEAR	2	✓	✓					
boots	CLOTHES				✓	✓	✓	✓	✓
bored	DESCRIBE					✓	✓	✓	✓
Boston Marathon	SPORTS						✓	✓	✓
bottom	LIT WRDS				2	✓	✓	✓	✓
bouquet	NATURE				✓	✓	✓	✓	✓
bow	PARTY			✓	✓	✓	✓	✓	✓
bowl	HOUSEHOLD				✓	✓	✓	✓	✓
bowling	SPORTS					✓	✓	✓	✓
boxers	CLOTHES					✓	✓	✓	✓
boxing	SPORTS								✓
boy	DAD+				✓				
boy	PEOPLE	✓	✓	✓	✓	✓	✓	✓	✓
boy	Boy+			✓	✓	✓	✓	✓	✓
BOY +	HOME					✓	✓	✓	✓
bra	CLOTHES					✓	✓	✓	✓
brace	CLOTHES				2	✓	✓	✓	✓
bracelet	WEAR		2	✓					
bracelet	CLOTHES					✓	✓	✓	✓
brain	BODY PARTS				✓	✓	✓	✓	✓
branch	NATURE				✓	✓	✓	✓	✓
break	VERBS				✓	✓	✓	✓	✓
BREAKFAST	FOOD/DRINK	✓							
breakfast	EAT		✓	✓	✓				
BREAKFAST	EAT		✓	✓	✓				
breakfast	FOOD				✓	✓	✓	✓	✓
BREAKFAST	FOOD				✓	✓	✓	✓	✓
bring	VERBS					✓	✓	✓	✓

Developing Language Alpha Sort		Grid Size/Gateway Page							
Word/Folder	Page	3*4 12	4*6 20	5*7 30	5*9 40	6*11 60	8*11 80	9*12 99	10*14 130
bring	GET+		✓	✓					
broccoli	VEGETABLES			✓	✓	✓	✓	✓	✓
broken	DESCRIBE			✓	✓	✓	✓	✓	✓
broom	Tools					✓	✓	✓	✓
brother	DAD+				✓				
brother	PEOPLE	2	✓	✓	✓	✓	✓	✓	✓
brother	Boy+			✓	✓	✓	✓	✓	✓
brown	COLORS	✓	✓	✓	✓	✓	✓	✓	✓
brown	VEGETABLES			✓	✓	✓	✓	✓	✓
brownie	EAT			2	2				
brownie	FOOD				2		✓	✓	✓
brownie	SNACKS	✓	✓	✓	✓	✓	✓	✓	✓
brownies	MAKE		✓	✓					
browse	SEE+				✓	✓	✓	✓	✓
brush	THINGS					✓	✓	✓	✓
brush	HOUSEHOLD				✓	✓	✓	✓	✓
Brussel sprouts	VEGETABLES			✓	✓	✓	✓	✓	✓
bubble	PLAY		✓	✓					
bubbles	TOYS			✓	✓	✓	✓	✓	✓
bucket	Tools					✓	✓	✓	✓
bud	NATURE				✓	✓	✓	✓	✓
buffalo	ANIMALS			2	2	2	✓	✓	✓
bug	ANIMALS				2	✓	✓	✓	✓
build	VERBS							✓	✓
build	MAKE+		✓	✓	✓	✓	✓		
bull	ANIMALS			✓	✓	✓	✓	✓	✓
bulletin board	SCHOOL THING				✓	✓	✓	✓	✓
bully	DESCRIBE					✓	✓	✓	✓
bunny	ANIMALS			2	✓	✓	✓	✓	✓
burnt	EAT/DESCRIBE		✓	✓					
burrito	DINNER				✓	✓	✓	✓	✓
bus	THINGS		✓	✓		✓	✓	✓	✓
bus	VEHICLE			✓	✓	✓	✓	✓	✓
bus	SCHOOL PLACE		✓	✓	✓	✓		✓	
bus driver	PEOPLE	2	✓	✓	✓	✓	✓	✓	✓
bus driver	CAREERS			✓	✓	✓	✓	✓	✓
bush	NATURE				✓	✓	✓	✓	✓

Developing Language Alpha Sort		Grid Size/Gateway Page							
Word/Folder	Page	3*4 12	4*6 20	5*7 30	5*9 40	6*11 60	8*11 80	9*12 99	10*14 130
business man	CAREERS				✓	✓	✓	✓	✓
but	HOME					✓	✓	✓	✓
but	LIT WRDS			✓	✓		✓	✓	✓
butcher	CAREERS					✓	✓	✓	✓
butt	BODY PARTS				✓	✓	✓	✓	✓
butter	EAT				✓				
butter	FOOD				✓	✓	✓	✓	✓
butterfly	ANIMALS				2	✓	✓	✓	✓
buy	VERBS						✓	✓	✓
buy	BUY+		✓	✓	✓	✓			
BUY+	VERBS		✓	✓	✓	✓			
by	HOME						✓	✓	✓
by	LIT WRDS		✓	✓	✓	✓	✓	✓	✓
C	SCHOOL THING				2	✓	✓	✓	✓
cabbage	VEGETABLES			✓	✓	✓	✓	✓	✓
cafeteria	SCHOOL PLACE		✓	✓	✓	✓	✓	✓	✓
cafeteria	SCHOOL CORE						✓	✓	✓
cake	THINGS						✓	✓	✓
cake	PARTY			✓	✓	✓	✓	✓	✓
cake	EAT			2	2				
cake	FOOD				2		✓	✓	✓
cake	MAKE		✓	✓					
cake	PARTY			✓	✓	✓	✓	✓	✓
calculator	SCHOOL THING			✓	✓	✓	✓	✓	✓
calculator	MATH			2	2	✓	✓	✓	✓
California	STATES			✓	✓	✓	✓	✓	✓
call	SAY +		✓	✓	✓	✓	✓	✓	✓
camel	ANIMALS			2	2	2	✓	✓	✓
camera	THINGS			✓	✓	✓	✓	✓	✓
camera	LEISURE				✓	✓	✓	✓	✓
camp	PLACES		2	2	✓	✓	✓	✓	✓
campaign	NEWS			✓	✓	✓	✓	✓	✓
camping	LEISURE				✓	✓	✓	✓	✓
camping	SPORTS					✓	✓	✓	✓
can	HOME					✓	✓	✓	✓
can	QUESTION	✓	✓	✓	✓	✓	✓	✓	✓
can	VERBS								✓

Developing Language Alpha Sort		Grid Size/Gateway Page							
Word/Folder	Page	3*4 12	4*6 20	5*7 30	5*9 40	6*11 60	8*11 80	9*12 99	10*14 130
can	CAN+		✓	✓	✓				
can't	QUESTION				✓	✓	✓	✓	✓
can't	CAN+		✓	✓	✓				
CAN+	VERBS		✓	✓	✓				
Canada	WORLD PLACES				✓	✓	✓	✓	✓
candles	THINGS						✓	✓	✓
candles	PARTY			✓	✓	✓	✓	✓	✓
candy	SNACKS		✓	✓	✓	✓	✓	✓	✓
candy apple	SNACKS				✓	✓	✓	✓	✓
candy bar	SNACKS				✓	✓	✓	✓	✓
candy kiss	SNACKS				✓	✓	✓	✓	✓
canoe	VEHICLE			✓	✓	✓	✓	✓	✓
cantaloupe	FRUITS		✓	✓	✓	✓	✓	✓	✓
cap	CLOTHES					✓	✓	✓	✓
car	THINGS		✓	✓		✓	✓	✓	✓
car	VEHICLE			✓	✓	✓	✓	✓	✓
car	PLAY	✓		✓					
car	TOYS			✓	✓	✓	✓	✓	✓
Car	GO	✓	✓						
card	THINGS						✓	✓	✓
card	PARTY			✓	✓	✓	✓	✓	✓
card	MAKE		✓	✓					
cards	LEISURE				✓	✓	✓	✓	✓
cards	TOYS			2	✓	✓	✓	✓	✓
CAREERS	PEOPLE	2	✓	✓	✓	✓	✓	✓	✓
carpenter	CAREERS		✓	✓	✓	✓	✓	✓	✓
carpet	HOUSEHOLD						✓	✓	✓
carrots	EAT			2	2				
carrots	FOOD				2	✓	✓	✓	✓
carrots	DINNER		✓	✓					
carry	VERBS					✓	✓	✓	✓
carry	GET+		✓	✓					
cashier	CAREERS			✓	✓	✓	✓	✓	✓
casserole	DINNER				✓	✓	✓	✓	✓
cat	THINGS		✓	✓	✓	✓	✓	✓	✓
cat	ANIMALS					✓	✓	✓	✓
catch	VERBS					✓	✓	✓	✓

Developing Language Alpha Sort		Grid Size/Gateway Page							
Word/Folder	Page	3*4 12	4*6 20	5*7 30	5*9 40	6*11 60	8*11 80	9*12 99	10*14 130
Catch	PUSH+				✓				
Catch	DO/DESCRIBE		✓						
catcher	SPORTS					✓	✓	✓	✓
catcher	SPORTS					✓	✓	✓	✓
cauliflower	VEGETABLES			✓	✓	✓	✓	✓	✓
caulk	Tools					✓	✓	✓	✓
ceiling	PLACES							✓	✓
celery	EAT			2	2				
celery	FOOD				2			✓	✓
celery	DINNER		✓	✓					
celery	VEGETABLES				✓	✓	✓	✓	✓
cement truck	VEHICLE			✓	✓	✓	✓	✓	✓
cemetery	PLACES						✓	✓	✓
Cereal	FOOD/DRINK	✓							
cereal	EAT		✓	✓	✓				
cereal	FOOD				✓	✓	✓	✓	✓
Cerebral palsy	MEDICAL					✓	✓	✓	✓
chair	HOUSEHOLD				✓	✓	✓	✓	✓
chair	SCHOOL THING		✓	✓	✓	✓	✓	✓	✓
chalk	SCHOOL THING				2	✓	✓	✓	✓
chalkboard	SCHOOL THING					✓	✓	✓	✓
champion	SPORTS					✓	✓	✓	✓
champion	SPORTS					✓	✓	✓	✓
change	VERBS					✓	✓	✓	✓
change	THINGS					✓	✓	✓	✓
cheap	DESCRIBE						✓	✓	✓
check	THINGS					✓	✓	✓	✓
check	MONEY				✓	✓	✓	✓	✓
checkers	TOYS			✓	✓	✓	✓	✓	✓
cheek	BODY PARTS				✓	✓	✓	✓	✓
cheerleader	SCHOOL THING				2	✓	✓	✓	✓
Cheese	FOOD/DRINK	✓							
cheese	EAT			2	2				
cheese	FOOD				2				✓
cheese	LUNCH	✓							
cheese	DINNER		✓	✓					
cheese	SNACKS		✓	✓	✓	✓	✓	✓	✓

Developing Language Alpha Sort		Grid Size/Gateway Page							
Word/Folder	Page	3*4 12	4*6 20	5*7 30	5*9 40	6*11 60	8*11 80	9*12 99	10*14 130
cheese puffs	SNACKS	✓	✓	✓	✓	✓	✓	✓	✓
cheetah	ANIMALS				2	2	✓	✓	✓
cherry	EAT/COLORS		✓	✓					
cherry	FRUITS		✓	✓	✓	✓	✓	✓	✓
chess	TOYS			✓	✓	✓	✓	✓	✓
chest	BODY PARTS				✓	✓	✓	✓	✓
chick peas	VEGETABLES				✓	✓	✓	✓	✓
chicken	ANIMALS			2	✓	✓	✓	✓	✓
chicken	EAT		✓	✓	✓				
chicken	FOOD				✓	✓	✓	✓	✓
chicken	DINNER	✓	✓	✓	✓	✓	✓	✓	✓
child	PEOPLE			2	✓	✓	✓	✓	✓
children	PEOPLE				✓	✓	✓	✓	✓
chimp	ANIMALS			✓	✓	✓	✓	✓	✓
chin	BODY PARTS				✓	✓	✓	✓	✓
China	WORLD PLACES				✓	✓	✓	✓	✓
Chinese	DINNER					✓	✓	✓	✓
chipmunk	ANIMALS			2	✓	✓	✓	✓	✓
Chips	FOOD/DRINK	✓							
chips	EAT		✓	✓	✓				
chips	FOOD				✓	✓	✓	✓	✓
chips	SNACKS		✓	✓	✓	✓	✓	✓	✓
chocolate	EAT/COLORS		✓	✓					
chocolate	DRINKS	✓	✓	✓	✓	✓	✓	✓	✓
chop	DINNER				✓	✓	✓	✓	✓
Christmas	HOLIDAYS		✓		✓	✓	✓	✓	✓
church	GO		✓						
church	PLACES		✓	✓	✓	✓	✓	✓	✓
cider	DRINKS			✓	✓	✓	✓	✓	✓
circle	COLORS		✓	✓	✓	✓	✓	✓	✓
circus	PLACES		2	✓	✓	✓	✓	✓	✓
city hall	PLACES					✓	✓	✓	✓
clamp	Tools					✓	✓	✓	✓
clams	DINNER				✓	✓	✓	✓	✓
CLASSMATES	PEOPLE	2	✓	✓	✓	✓	✓	✓	✓
classroom	SCHOOL PLACES			✓	✓	✓	✓	✓	✓
Clay	PLAY			✓					

Developing Language Alpha Sort		Grid Size/Gateway Page							
Word/Folder	Page	3*4 12	4*6 20	5*7 30	5*9 40	6*11 60	8*11 80	9*12 99	10*14 130
clay	TOYS			✓	✓	✓	✓	✓	✓
clean	DESCRIBE	✓	✓	✓	✓	✓	✓	✓	✓
clean	WEAR/DES		✓	✓					
clock	HOUSEHOLD				✓	✓	✓	✓	✓
close	VERBS					✓	✓	✓	✓
closet	PLACES						✓	✓	✓
CLOTHES	HOME				✓	✓	✓	✓	✓
clothes	WEAR		2	✓					
clothes	CLOTHES				✓	✓	✓	✓	✓
cloud	NATURE				✓	✓	✓	✓	✓
club	SCHOOL THING				2	✓	✓	✓	✓
Clue	TOYS			2	✓	✓	✓	✓	✓
coat	WEAR	2	✓	✓					
coat	CLOTHES				✓	✓	✓	✓	✓
coffee	EAT				2				
coffee	FOOD				2			✓	✓
coffee	DRINKS		✓	✓	✓	✓	✓	✓	✓
Coke	DRINKS			✓	✓	✓	✓	✓	✓
cold	HOME								✓
cold	DESCRIBE		✓	✓	✓	✓	✓	✓	✓
cold	EAT/DESCRIBE		✓	✓					
college	PLACES						✓	✓	✓
color	HOME								✓
color	VERBS							✓	✓
color	WRITE +		✓	✓	✓	✓	✓	✓	✓
color	COLORS	✓	✓	✓	✓	✓	✓	✓	✓
Colorado	STATES			✓	✓	✓	✓	✓	✓
Coloring book	PLAY			✓					
coloring book	TOYS			✓	✓	✓	✓	✓	✓
COLORS	HOME		✓	✓	✓			✓	✓
COLORS	DESCRIBE					✓	✓		
COLORS	PLAY		✓						
COLORS	DO/DESCRIBE		✓						
COLORS	WEAR	✓	✓	✓					
COLORS	CLOTHES				✓	✓	✓	✓	✓
COLORS	EAT		✓	✓					
COLORS	MAKE		✓	✓					

Developing Language Alpha Sort		Grid Size/Gateway Page							
Word/Folder	Page	3*4 12	4*6 20	5*7 30	5*9 40	6*11 60	8*11 80	9*12 99	10*14 130
Columbus Day	HOLIDAYS		✓		✓	✓	✓	✓	✓
comb	THINGS					✓	✓	✓	✓
comb	HYGIENE				✓	✓	✓	✓	✓
comb	HOUSEHOLD				✓	✓	✓	✓	✓
come	HOME							✓	✓
come	VERBS		✓	✓	✓	✓	✓		✓
comedian	CAREERS			2	✓	✓	✓	✓	✓
comedy	LEISURE				✓	✓	✓	✓	✓
communion	EVENTS				✓	✓	✓	✓	✓
computer	THINGS		✓	✓	✓	✓	✓	✓	✓
computer	LEISURE				✓	✓	✓	✓	✓
computer	PLAY	2	✓						
computer	PLAY		✓						
computer	HOUSEHOLD					✓	✓	✓	✓
computer	SCHOOL THING		✓	✓	✓	✓	✓	✓	✓
Computer Lab	SCHOOL PLACE		2	✓	✓	✓	✓	✓	✓
concert	EVENTS				✓	✓	✓	✓	✓
concert	PLACES						✓	✓	✓
condiments	EAT				✓				
condiments	FOOD				✓	✓	✓	✓	✓
conditioner	HYGIENE				✓	✓	✓	✓	✓
conditioner	HOUSEHOLD						✓	✓	✓
condo	PLACES							✓	✓
confirmation	EVENTS				✓	✓	✓	✓	✓
Congressman	NEWS			✓	✓	✓	✓	✓	✓
conjunction	GRAMMAR WORDS				✓		✓	✓	✓
conjunction	GRAMMAR WORDS				✓		✓	✓	✓
Connecticut	STATES			✓	✓	✓	✓	✓	✓
contacts	MEDICAL					✓	✓	✓	✓
continent	WORLD PLACES		✓	✓	✓	✓	✓	✓	✓
continue	VERBS					✓	✓		✓
cook	VERBS							✓	✓
cook	COOK+		✓	✓	✓	✓	✓		
COOK+	VERBS		✓	✓	✓	✓	✓		
cookie	EAT		✓	✓	✓				
cookie	FOOD				✓	✓	✓	✓	✓

Developing Language Alpha Sort		Grid Size/Gateway Page							
Word/Folder	Page	3*4 12	4*6 20	5*7 30	5*9 40	6*11 60	8*11 80	9*12 99	10*14 130
cookie sheet	HOUSEHOLD				✓	✓	✓	✓	✓
cookies	MAKE		✓	✓					
copy	VERBS							✓	✓
copy	MAKE+		✓	✓	✓	✓	✓		
corn	EAT			✓	✓				
corn	FOOD				✓	✓	✓	✓	✓
corn	DINNER	✓	✓	✓					
costume	WEAR		✓						
costume	CLOTHES					✓	✓	✓	✓
couch	HOUSEHOLD				✓	✓	✓	✓	✓
could	HOME							✓	✓
could	QUESTION	✓	✓	✓	✓	✓	✓	✓	✓
could	COULD+			✓	✓	✓	✓		
COULD+	HOME					✓	✓		✓
COULD+	VERBS			✓	✓		✓		
couldn't	QUESTION				✓	✓	✓	✓	✓
couldn't	COULD+			✓	✓	✓	✓		
count	VERBS						✓	✓	✓
count	ADD+			✓	✓	✓	✓		
country	WORLD PLACES		✓	✓	✓	✓	✓	✓	✓
couple	PEOPLE					✓	✓	✓	✓
cousin	PEOPLE			2	✓	✓	✓	✓	✓
cow	ANIMALS			✓	✓	✓	✓	✓	✓
crab	ANIMALS			2	2	✓	✓	✓	✓
crab	DINNER				✓	✓	✓	✓	✓
cracker	EAT			2	2				
cracker	FOOD							✓	✓
cracker	SNACKS	✓	✓	✓	✓	✓	✓	✓	✓
crackers	DINNER		✓	✓					
cranberry	FRUITS		✓	✓	✓	✓	✓	✓	✓
crayon	COLORS			✓	✓	✓	✓	✓	✓
Crayon	PLAY			✓					
crayon	TOYS			✓	✓	✓	✓	✓	✓
crayon	SCHOOL THING		✓	✓	✓	✓	✓	✓	✓
cream cheese	BREAKFAST		✓	✓	✓	✓	✓	✓	✓
cream of wheat	BREAKFAST		✓	✓	✓	✓	✓	✓	✓
credit card	THINGS					✓	✓	✓	✓

Developing Language Alpha Sort		Grid Size/Gateway Page							
Word/Folder	Page	3*4 12	4*6 20	5*7 30	5*9 40	6*11 60	8*11 80	9*12 99	10*14 130
credit card	MONEY				✓	✓	✓	✓	✓
crispy	EAT/DESCRIBE		✓	✓					
croissant	BREAKFAST		✓	✓	✓	✓	✓	✓	✓
cry	VERBS			✓	✓	✓	✓	✓	✓
cucumber	VEGETABLES			✓	✓	✓	✓	✓	✓
cup	THINGS		✓						
cup	HOUSEHOLD				✓	✓	✓	✓	✓
cupcake	PARTY			✓	✓	✓	✓	✓	✓
cupcake	SNACKS	✓	✓	✓	✓	✓	✓	✓	✓
cupcake	PARTY			✓	✓	✓	✓	✓	✓
curling iron	HYGIENE					✓	✓	✓	✓
curtain	HOUSEHOLD					✓	✓	✓	✓
cut	VERBS							✓	✓
cut	MAKE+		✓	✓	✓	✓	✓		
cut	COLORS				✓	✓	✓	✓	✓
D	SCHOOL THING				2	✓	✓	✓	✓
dad	Boy+			✓	✓	✓	✓	✓	✓
DAD+	HOME				✓				
daddy	DAD+				✓				
daddy	PEOPLE	✓	✓	✓					
Dairy Queen	PLACES		2	✓	✓	✓	✓	✓	✓
dance	VERBS				✓	✓	✓	✓	✓
dance	WALK+		✓	✓	✓	✓			
dance	PLACES		2	2		✓	✓	✓	✓
dancer	CAREERS			2	✓	✓	✓	✓	✓
DATES	DESCRIBE		2	2	2				
DATES	TIME				✓	✓	✓	✓	✓
daughter	MOM+				✓				
daughter	PEOPLE			✓	✓	✓	✓	✓	✓
day	HOME								✓
day	DESCRIBE		2	2	✓				
day	TIME					✓	✓	✓	✓
day	TIME					✓	✓	✓	✓
DAYS	HOME								✓
debate	SCHOOL THING					✓	✓	✓	✓
debit card	MONEY					✓	✓	✓	✓

December	TIME					✓	✓	✓	✓
December	MONTHS			✓	✓				✓
deck	PLACES					✓	✓	✓	✓
decorate	VERBS					✓	✓	✓	✓
decorations	PARTY			✓	✓	✓	✓	✓	✓
decorations	PARTY			✓	✓	✓	✓	✓	✓
deer	ANIMALS			✓	✓	✓	✓	✓	✓
Delaware	STATES			✓	✓	✓	✓	✓	✓
Democrat	NEWS			✓	✓	✓	✓	✓	✓
Denmark	WORLD PLACES				✓	✓	✓	✓	✓
dental floss	HYGIENE				✓	✓	✓	✓	✓
dentist	CAREERS	✓	✓	✓	✓	✓	✓	✓	✓
deodorant	HYGIENE				✓	✓	✓	✓	✓
depressed	DESCRIBE						✓	✓	✓
DESCRIBE	HOME			✓	✓	✓	✓	✓	✓
DESCRIBE	PEOPLE		✓	✓	✓	✓	✓	✓	✓
DESCRIBE	WEAR	✓	✓	✓					
DESCRIBE	CLOTHES				✓	✓	✓	✓	✓
DESCRIBE	EAT		✓	✓					
DESCRIBE	MAKE		✓	✓					
design	VERBS								✓
desk	HOUSEHOLD					✓	✓	✓	✓
desk	SCHOOL THING		✓	✓	✓	✓	✓	✓	✓
dessert	EAT				✓				
dessert	FOOD				✓	✓	✓	✓	✓
detergent	HYGIENE				✓	✓	✓	✓	✓
dew	NATURE				✓	✓	✓	✓	✓
diamond	COLORS		✓	✓	✓	✓	✓	✓	✓
diamond	EAT/COLORS		✓	✓					
diaper	CLOTHES				✓	✓	✓	✓	✓
dice	TOYS			✓		✓	✓	✓	✓
did	QUESTION							✓	✓
did	DO+		✓	✓	✓	✓	✓	✓	✓
didn't	QUESTION							✓	✓
diet soda	DRINKS		✓	✓	✓	✓	✓	✓	✓
different	DESCRIBE	✓	✓	✓	✓	✓	✓	✓	✓
different	WEAR/DES		✓	✓					
different	MAKE/DES		✓	✓					
difficult	DESCRIBE					✓	✓	✓	✓
dime	MONEY				✓	✓	✓	✓	✓

Developing Language Alpha Sort		Grid Size/Gateway Page							
Word/Folder	Page	3*4 12	4*6 20	5*7 30	5*9 40	6*11 60	8*11 80	9*12 99	10*14 130
DINNER	FOOD/DRINK	✓							
dinner	EAT		✓	✓	✓				
dinner	FOOD				✓	✓	✓	✓	✓
DINNER	FOOD				✓	✓	✓	✓	✓
dinosaur	ANIMALS			2	2	2	2	✓	✓
dirt	NATURE				✓	✓	✓	✓	✓
dirty	DESCRIBE		✓	✓	✓	✓	✓	✓	✓
dirty	WEAR/DES		✓	✓					
disappear	VERBS					✓	✓	✓	✓
disaster	NEWS			✓	✓	✓	✓	✓	✓
discover	VERBS						✓	✓	✓
divide	VERBS							✓	✓
divide	ADD+			✓	✓	✓	✓		
divide	MATH			2	2	✓	✓	✓	✓
do	QUESTION		✓	✓	✓	✓	✓	✓	✓
do	DO+		✓	✓	✓	✓	✓	✓	✓
DO/DES	PLAY		✓						
DO+	HOME			✓	✓	✓	✓	✓	✓
doctor	HOME								✓
doctor	PEOPLE					✓	✓	✓	✓
doctor	CAREERS	✓	✓	✓	✓	✓	✓	✓	✓
does	DO+				✓	✓	✓	✓	✓
doesn't	DO+				✓	✓	✓	✓	✓
dog	THINGS		✓	✓	✓	✓	✓	✓	✓
dog	ANIMALS			✓		✓	✓	✓	✓
doing	DO+		✓	✓	✓	✓	✓	✓	✓
doll	PLAY		✓	✓					
doll	TOYS			✓	✓	✓	✓	✓	✓
doll house	PLAY			✓					
doll house	TOYS			✓	✓	✓	✓	✓	✓
dollar	THINGS					✓	✓	✓	✓
dolphin	ANIMALS			2	2	✓	✓	✓	✓
domino	TOYS				✓	✓	✓	✓	✓
don't	HOME	✓	✓						✓
don't	QUESTION		✓	✓	✓	✓	✓	✓	✓
don't	DO+		✓	✓	✓	✓	✓	✓	✓
donkey	ANIMALS				✓	✓	✓	✓	✓

Developing Language Alpha Sort		Grid Size/Gateway Page							
Word/Folder	Page	3*4 12	4*6 20	5*7 30	5*9 40	6*11 60	8*11 80	9*12 99	10*14 130
donut	FOOD				2		✓	✓	✓
donut	BREAKFAST	✓	✓	✓					
door	HOUSEHOLD				✓	✓	✓	✓	✓
dormitory	PLACES						✓	✓	✓
down	LIT WRDS	✓	✓	✓	✓	✓	✓	✓	✓
down	SPORTS					✓	✓	✓	✓
downstairs	PLACES		✓	✓	✓	✓	✓	✓	✓
downstairs	SCHOOL PLACE			✓	✓	✓	✓	✓	✓
draw	WRITE +		✓	✓	✓	✓	✓	✓	✓
drawer	HOUSEHOLD					✓	✓	✓	✓
Dress	DO/DESCRIBE		✓						
dress	WEAR	✓	✓	✓					
dress	CLOTHES					✓	✓	✓	✓
dresser	HOUSEHOLD					✓	✓	✓	✓
dribble	SPORTS					✓	✓	✓	✓
drill	Tools					✓	✓	✓	✓
drink	HOME		✓	✓	✓	✓	✓	✓	✓
drink	EAT				✓				
drink	FOOD				✓	✓	✓	✓	✓
DRINKS	FOOD/DRINK	✓							
DRINKS	EAT				✓				
DRINKS	FOOD				✓	✓	✓	✓	✓
drive	VERBS						✓	✓	✓
drive	DRIVE+		✓	✓	✓	✓			
DRIVE+	VERBS		✓	✓	✓				
drum	TOYS			2	2	✓	✓	✓	✓
dry	VERBS			✓	✓	✓	✓	✓	✓
dry	DESCRIBE		✓	✓	✓	✓	✓	✓	✓
dryer	HYGIENE				✓	✓	✓	✓	✓
duck	ANIMALS			2	✓	✓	✓	✓	✓
dumb	DESCRIBE							✓	✓
dump truck	VEHICLE			✓	✓	✓	✓	✓	✓
Dunkin donuts	PLACES		2	✓	✓	✓	✓	✓	✓
dust brush	Tools					✓	✓	✓	✓
dust pan	Tools					✓	✓	✓	✓
ear	THINGS				✓	✓	✓	✓	✓
early	TIME				✓	✓	✓	✓	✓

Developing Language Alpha Sort		Grid Size/Gateway Page							
Word/Folder	Page	3*4 12	4*6 20	5*7 30	5*9 40	6*11 60	8*11 80	9*12 99	10*14 130
earring	CLOTHES					✓	✓	✓	✓
ears	BODY PARTWS					✓	✓	✓	✓
Earth	PLANETS		✓	✓	✓	✓	✓	✓	✓
earthquake	NATURE				✓	✓	✓	✓	✓
earthquake	NEWS			✓	✓	✓	✓	✓	✓
easel	TOYS					✓	✓	✓	✓
Easter	HOLIDAYS		✓		✓	✓	✓	✓	✓
easy	DESCRIBE				2	✓	✓	✓	✓
eat	HOME		✓	✓	✓	✓	✓	✓	✓
edit	WRITE +					✓	✓	✓	✓
egg	FOOD				✓	✓	✓	✓	✓
egg	BREAKFAST	✓	✓	✓	✓	✓	✓	✓	✓
eggplant	VEGETABLES				✓	✓	✓	✓	✓
eggs	EAT			✓	✓				
Eifel Tower	WORLD PLACES		✓	✓	2	✓	✓	✓	✓
either	LIT WRDS					✓	✓	✓	✓
elated	DESCRIBE					✓	✓	✓	✓
elbow	BODY PARTS				✓	✓	✓	✓	✓
election	NEWS			✓	✓	✓	✓	✓	✓
Election Day	HOLIDAYS		✓		✓	✓	✓	✓	✓
electrician	CAREERS		✓	✓	✓	✓	✓	✓	✓
electricity	NATURE				2	✓	✓	✓	✓
elephant	ANIMALS			✓	✓	✓	✓	✓	✓
elevator	THINGS						✓	✓	✓
elevator	SCHOOL THING		✓	✓	✓	✓	✓	✓	✓
elevator	SCHOOL PLACES		✓	✓	✓	✓	✓	✓	✓
email	THINGS					✓	✓	✓	✓
email	LEISURE				✓	✓	✓	✓	✓
embarrassed	DESCRIBE					✓	✓	✓	✓
enchiladas	DINNER				✓	✓	✓	✓	✓
end	TIME			✓	✓	✓	✓	✓	✓
end zone	SPORTS					✓	✓	✓	✓
enjoy	VERBS							✓	✓
enjoy	LIKE+				✓				
entertainer	CAREERS					✓	✓	✓	✓
eraser	SCHOOL THING				2	✓	✓	✓	✓

Developing Language Alpha Sort		Grid Size/Gateway Page							
Word/Folder	Page	3*4 12	4*6 20	5*7 30	5*9 40	6*11 60	8*11 80	9*12 99	10*14 130
Europe	WORLD PLACES		✓	✓	✓	✓	✓	✓	✓
even	DESCRIBE				2	✓	✓	✓	✓
evening	TIME			✓	✓	✓	✓	✓	✓
EVENTS	HOME					✓	✓	✓	✓
EVENTS	THINGS					✓			
ever	TIME			✓	✓	✓	✓	✓	✓
everything	THINGS					✓	✓	✓	✓
everywhere	LIT WRDS				✓	✓	✓	✓	✓
everywhere	HERE +								✓
examine	VERBS						✓	✓	✓
excellent	DESCRIBE						✓	✓	✓
except	LIT WRDS				2	✓	✓	✓	✓
exchange	VERBS						✓	✓	✓
excited	DESCRIBE				2	✓	✓	✓	✓
exercise	VERBS						✓	✓	✓
exercise	WALK+		✓	✓	✓	✓			
exhausted	DESCRIBE					✓	✓	✓	✓
explore	SEE+				✓	✓	✓	✓	✓
explorer	CAREERS			2	2	✓	✓	✓	✓
eye	THINGS				✓	✓	✓	✓	✓
eye	BODY PARTS					✓	✓	✓	✓
F	SCHOOL THING				2	✓	✓	✓	✓
face	BODY PARTS				✓	✓	✓	✓	✓
Facebook	THINGS			✓			✓	✓	✓
Facebook	LEISURE				✓	✓	✓	✓	✓
factory	PLACES							✓	✓
fajitas	DINNER				✓	✓	✓	✓	✓
fall	VERBS				✓	✓	✓	✓	✓
fall	TIME		✓	✓	✓	✓	✓	✓	✓
false	DESCRIBE				2	✓	✓	✓	✓
family	PEOPLE	✓	✓	✓	✓	✓	✓	✓	✓
family room	PLACES					✓	✓	✓	✓
farm	PLACES		2	2	✓	✓	✓	✓	✓
farm animal	ANIMALS			✓	✓	✓	✓	✓	✓
fast	DESCRIBE				2	✓	✓	✓	✓
fat	DESCRIBE						✓	✓	✓
father	PEOPLE				✓	✓	✓	✓	✓

Developing Language Alpha Sort		Grid Size/Gateway Page							
Word/Folder	Page	3*4 12	4*6 20	5*7 30	5*9 40	6*11 60	8*11 80	9*12 99	10*14 130
February	MONTHS			✓	✓				✓
feeding tube	MEDICAL					✓	✓	✓	✓
feel	HOME					✓	✓	✓	✓
feel	VERBS		✓	✓	✓				
field	SPORTS					✓	✓	✓	✓
field goal	SPORTS					✓	✓	✓	✓
field trip	SCHOOL THING			✓	✓	✓	✓	✓	✓
fifty dollars	MONEY				✓	✓	✓	✓	✓
fight	VERBS				✓	✓	✓	✓	✓
find	VERBS					✓	✓	✓	✓
fine	DESCRIBE				2	✓	✓	✓	✓
finger	BODY PARTS				✓	✓	✓	✓	✓
fingernail	BODY PARTS					✓	✓	✓	✓
finish	VERBS				✓	✓	✓	✓	✓
fire	NATURE				2	✓	✓	✓	✓
fire	NEWS			✓	✓	✓	✓	✓	✓
fire drill	SCHOOL THING			✓	✓	✓	✓	✓	✓
fire station	PLACES		2	2	2	✓	✓	✓	✓
fire truck	VEHICLE			✓	✓	✓	✓	✓	✓
firefighter	CAREERS	✓	✓	✓	✓	✓	✓	✓	✓
fireworks	EVENTS				✓	✓	✓	✓	✓
fireworks	PLACES					✓	✓	✓	✓
first	TIME		✓	✓	✓	✓	✓	✓	✓
fish	THINGS						✓	✓	✓
fish	ANIMALS				✓	✓	✓	✓	✓
fish	EAT			2	2				
fish	FOOD				2	✓	✓	✓	✓
fish	DINNER	✓	✓	✓	✓	✓	✓	✓	✓
fishing	LEISURE				✓	✓	✓	✓	✓
fishing	SPORTS					✓	✓	✓	✓
five dollars	MONEY				✓	✓	✓	✓	✓
fix	VERBS							✓	✓
fix	MAKE+					✓	✓		
fixed	DESCRIBE			✓	✓	✓	✓	✓	✓
flag	SCHOOL THING		✓	✓	✓	✓	✓	✓	✓
Flag Day	HOLIDAYS		✓		✓	✓	✓	✓	✓
flamingo	ANIMALS				2	2	✓	✓	✓

Developing Language Alpha Sort		Grid Size/Gateway Page							
Word/Folder	Page	3*4 12	4*6 20	5*7 30	5*9 40	6*11 60	8*11 80	9*12 99	10*14 130
flight attendant	CAREERS			2	2	✓	✓	✓	✓
flip flops	CLOTHES				2	✓	✓	✓	✓
flood	NATURE				✓	✓	✓	✓	✓
flood	NEWS			✓	✓	✓	✓	✓	✓
floor	PLACES						✓	✓	✓
Florida	STATES			✓	✓	✓	✓	✓	✓
flower	THINGS						✓	✓	✓
flower	NATURE				✓	✓	✓	✓	✓
fly	VERBS						✓	✓	✓
fly	DRIVE+		✓	✓	✓	✓			
fly	ANIMALS			2	2	✓	✓	✓	✓
fog	NATURE				✓	✓	✓	✓	✓
fondue	DINNER				✓	✓	✓	✓	✓
FOOD	HOME	✓			✓	✓	✓	✓	✓
FOOD	THINGS					✓			
food	EAT			✓	✓				
food	FOOD				✓	✓	✓	✓	✓
foot	THINGS						✓	✓	✓
foot	BODY PARTS				✓	✓	✓	✓	✓
football	THINGS					✓	✓	✓	✓
football	SPORTS					✓	✓	✓	✓
football	TOYS			2	2	✓		✓	✓
football game	EVENTS				✓	✓	✓	✓	✓
football game	PLACES							✓	✓
for	HOME				✓	✓	✓	✓	✓
for	LIT WRDS			✓			✓	✓	✓
forehead	BODY PARTS				✓	✓	✓	✓	✓
forever	TIME				✓	✓	✓	✓	✓
forget	VERBS			✓	✓	✓	✓	✓	✓
fork	HOUSEHOLD				✓	✓	✓	✓	✓
forward	LIT WRDS				2	✓	✓	✓	✓
foul	SPORTS					✓	✓	✓	✓
foul	SPORTS					✓	✓	✓	✓
fox	ANIMALS			2	2	2	✓	✓	✓
fraction	MATH			2	2	✓	✓	✓	✓
France	WORLD PLACES				✓	✓	✓	✓	✓
free	DESCRIBE						✓	✓	✓

Developing Language Alpha Sort		Grid Size/Gateway Page							
Word/Folder	Page	3*4 12	4*6 20	5*7 30	5*9 40	6*11 60	8*11 80	9*12 99	10*14 130
French fries	EAT			✓	✓				
French fries	FOOD				✓	✓	✓	✓	✓
Friday	DESCRIBE		2	✓	✓				
Friday	TIME					✓	✓	✓	✓
Friday	DAYS								✓
fried	EAT/DESCRIBE		✓	✓					
fried	BREAKFAST		✓	✓	✓	✓	✓	✓	✓
fried	VEGETABLES			✓	✓	✓	✓	✓	✓
friend	PEOPLE	✓	✓	✓	✓	✓	✓	✓	✓
frisbee	TOYS			2	✓	✓	✓	✓	✓
frog	ANIMALS			2	2	2	2	✓	✓
from	HOME							✓	✓
from	LIT WRDS		✓	✓	✓	✓	✓	✓	✓
front	LIT WRDS				✓	✓	✓	✓	✓
frozen	DESCRIBE						✓	✓	✓
fruit	EAT		✓	✓	✓				
fruit	FOOD				✓	✓	✓	✓	✓
FRUIT	FOOD				✓	✓	✓	✓	✓
fruit	DRINKS	✓	✓	✓	✓	✓	✓	✓	✓
FRUITS	EAT		✓	✓	✓				
frying pan	HOUSEHOLD				✓	✓	✓	✓	✓
fumble	SPORTS					✓	✓	✓	✓
funeral	EVENTS				✓	✓	✓	✓	✓
funny	DESCRIBE		✓	✓	✓	✓	✓	✓	✓
funny	MAKE/DES		✓	✓					
game	THINGS		✓	✓	✓		✓	✓	✓
game	LEISURE				✓	✓	✓	✓	✓
game	PLAY	✓							
game	TOYS			✓	✓	✓	✓	✓	✓
game piece	TOYS			2	2	✓	✓	✓	✓
games	PARTY			✓		✓	✓	✓	✓
garage	PLACES					✓	✓	✓	✓
gardening	LEISURE				✓	✓	✓	✓	✓
gas station	PLACES					✓	✓	✓	✓
Georgia	STATES			✓	✓	✓	✓	✓	✓
Germany	WORLD PLACES				✓	✓	✓	✓	✓
get	HOME					✓	✓	✓	✓

Developing Language Alpha Sort		Grid Size/Gateway Page							
Word/Folder	Page	3*4 12	4*6 20	5*7 30	5*9 40	6*11 60	8*11 80	9*12 99	10*14 130
GET+	VERBS		✓	✓	✓				
gift card	MONEY				✓	✓	✓	✓	✓
gift tag	PARTY					✓	✓	✓	✓
gift tag	PARTY					✓	✓	✓	✓
gigantic	DESCRIBE					✓	✓	✓	✓
giraffe	ANIMALS			✓	✓	✓	✓	✓	✓
girl	MOM+				✓				
girl	PEOPLE	✓	✓	✓	✓	✓	✓	✓	✓
girl	GIRL +		✓	✓	✓	✓	✓	✓	✓
GIRL +	HOME					✓	✓	✓	✓
give	HOME					✓	✓	✓	✓
glass	HOUSEHOLD						✓	✓	✓
glasses	MEDICAL					✓	✓	✓	✓
glasses	CLOTHES				2	✓	✓	✓	✓
glove	TOYS			2	2	✓		✓	✓
gloves	WEAR	2	✓	✓					
gloves	CLOTHES				✓	✓	✓	✓	✓
glue	COLORS		✓	✓	✓	✓	✓	✓	✓
glue	SCHOOL THING		✓	✓	✓	✓	✓	✓	✓
go	HOME	✓	✓	✓	✓	✓	✓	✓	✓
goal	SPORTS					✓	✓	✓	✓
goalie	SPORTS					✓	✓	✓	✓
goat	ANIMALS			✓	✓	✓	✓	✓	✓
God	PEOPLE			2	✓	✓	✓	✓	✓
goldfish	SNACKS	✓	✓	✓	✓	✓	✓	✓	✓
golf	SPORTS							✓	✓
golf club	SPORTS							✓	✓
golf course	SPORTS							✓	✓
golf hole	SPORTS							✓	✓
golf tee	SPORTS							✓	✓
good	HOME								✓
good	DESCRIBE		✓	✓	✓	✓	✓	✓	✓
Google	SCHOOL THING				✓	✓	✓	✓	✓
goose	ANIMALS				2	✓	✓	✓	✓
gorgeous	DESCRIBE						✓	✓	✓
gorilla	ANIMALS			✓	✓	✓	✓	✓	✓
Governor	NEWS			✓	✓	✓	✓	✓	✓

Developing Language Alpha Sort		Grid Size/Gateway Page							
Word/Folder	Page	3*4 12	4*6 20	5*7 30	5*9 40	6*11 60	8*11 80	9*12 99	10*14 130
graduation	PARTY				✓	✓	✓	✓	✓
graduation	EVENTS				✓	✓	✓	✓	✓
graham cracker	SNACKS		✓	✓	✓	✓	✓	✓	✓
Grand Canyon	WORLD PLACES		✓	✓	2	✓	✓	✓	✓
grandma	MOM+				✓				
grandma	PEOPLE	✓	✓	✓	✓	✓	✓	✓	✓
grandma	GIRL +		✓	✓	✓	✓	✓	✓	✓
Grandma's	GO	✓	✓						
grandpa	DAD+				✓				
grandpa	PEOPLE	✓	✓	✓	✓	✓	✓	✓	✓
grandpa	Boy+			✓	✓	✓	✓	✓	✓
Grandpa's	GO	✓	✓						
grandparent	PEOPLE				✓	✓	✓	✓	✓
granola bar	SNACKS		✓	✓	✓	✓	✓	✓	✓
grape	EAT/COLORS		✓	✓					
grapefruit	FRUITS		✓	✓	✓	✓	✓	✓	✓
grapes	EAT			2	2				
grapes	FOOD				2	✓	✓	✓	✓
grapes	FRUITS		✓	✓	✓	✓	✓	✓	✓
grass	NATURE				✓	✓	✓	✓	✓
gravy	DINNER				✓	✓	✓	✓	✓
Great Wall	WORLD PLACES		✓	✓	2	✓	✓	✓	✓
Greece	WORLD PLACES				✓	✓	✓	✓	✓
green	COLORS	✓	✓	✓	✓	✓	✓	✓	✓
green	VEGETABLES			✓	✓	✓	✓	✓	✓
green beans	EAT			2	2				
green beans	FOOD				2	✓	✓	✓	✓
green beans	DINNER	✓	✓	✓					
green beans	VEGETABLES			✓	✓	✓	✓	✓	✓
grey	COLORS			✓	✓	✓	✓	✓	✓
gross	DESCRIBE				2	✓	✓		✓
Ground Hog Day	HOLIDAYS		✓		✓	✓	✓	✓	✓
grow	VERBS					✓	✓	✓	✓
Guess Who	PLAY			✓					
Guess who	TOYS			2	✓	✓	✓	✓	✓
guinea pig	ANIMALS			2	2	✓	✓	✓	✓
gym	PLACES					✓	✓	✓	✓

Developing Language Alpha Sort		Grid Size/Gateway Page							
Word/Folder	Page	3*4 12	4*6 20	5*7 30	5*9 40	6*11 60	8*11 80	9*12 99	10*14 130
gym	SCHOOL CORE								✓
gym clothes	WEAR		2	✓					
gym clothes	CLOTHES				✓	✓	✓	✓	✓
hair	BODY PARTS				✓	✓	✓	✓	✓
hair brush	HYGIENE				✓	✓	✓	✓	✓
hair dryer	HYGIENE				✓	✓	✓	✓	✓
hair dryer	HOUSEHOLD						✓	✓	✓
half dollar	MONEY				✓	✓	✓	✓	✓
ham	BREAKFAST		✓	✓	✓	✓	✓	✓	✓
ham	LUNCH		✓	✓	✓	✓	✓	✓	✓
hamburger	EAT			✓	✓				
hamburger	FOOD				✓	✓	✓	✓	✓
hamburger	LUNCH	✓	✓	✓					
hammer	THINGS								✓
hammer	Tools					✓	✓	✓	✓
hamster	ANIMALS				2	✓	✓	✓	✓
hand	THINGS					✓	✓	✓	✓
hand	BODY PARTS				✓	✓	✓	✓	✓
hang	VERBS							✓	✓
hang	MAKE+			✓	✓	✓	✓		
hangman	TOYS			✓	✓	✓	✓	✓	✓
Hanukkah	HOLIDAYS		✓		✓	✓	✓	✓	✓
happen	VERBS						✓	✓	✓
happy	HOME								✓
happy	DESCRIBE		✓	✓	✓	✓	✓	✓	✓
happy birthday	THINGS						✓	✓	✓
happy birthday	PARTY			✓	✓	✓	✓	✓	✓
hard	DESCRIBE				2		✓	✓	✓
hard	EAT/DESCRIBE		✓	✓					
hard	MAKE/DES		✓	✓					
hard boiled	BREAKFAST		✓	✓	✓	✓	✓	✓	✓
hat	WEAR	2	✓	✓					
hat	CLOTHES				✓	✓	✓	✓	✓
hate	VERBS				✓	✓	✓	✓	✓
have	HOME		✓	✓	✓	✓	✓	✓	✓
Hawaii	STATES			✓	✓	✓	✓	✓	✓
he	HOME					✓	✓	✓	✓

Developing Language Alpha Sort		Grid Size/Gateway Page							
Word/Folder	Page	3*4 12	4*6 20	5*7 30	5*9 40	6*11 60	8*11 80	9*12 99	10*14 130
he	PRONOUNS	✓	✓	✓	✓	✓	✓		
he	DAD+				✓				
he'd	PRONOUNS							✓	✓
he'll	PRONOUNS							✓	✓
he's	PRONOUNS				✓	✓	✓	✓	✓
head	BODY PARTS				✓	✓	✓	✓	✓
Health	SCHOOL PLACE		2	✓	✓	✓	✓	✓	✓
hear	VERBS					✓	✓	✓	✓
hear	HEAR+		✓	✓	✓				
HEAR+	VERBS		✓	✓	✓				
hearing aid	MEDICAL					✓	✓	✓	✓
heart	COLORS		✓	✓	✓	✓	✓	✓	✓
heart	EAT/COLORS		✓	✓					
heater	HOUSEHOLD					✓	✓	✓	✓
heel	BODY PARTS				✓	✓	✓	✓	✓
helicopter	VEHICLE			✓	✓	✓	✓	✓	✓
help	HOME			✓	✓	✓	✓	✓	✓
help	VERBS		✓	✓	✓				
helpful	DESCRIBE							✓	✓
HELPING VRB	HOME			✓	✓				
her	PRONOUNS	✓	✓	✓	✓	✓	✓		
her	PEOPLE			✓	✓	✓	✓	✓	✓
her	GIRL +			✓	✓	✓	✓	✓	✓
her	BODY PARTS				✓	✓	✓	✓	✓
here	LIT WRDS	✓	✓	✓	✓	✓	✓	✓	✓
here	HERE +								✓
HERE+	HOME								✓
hers	GIRL +			✓	✓	✓		✓	✓
herself	PRONOUNS		✓	✓	✓	✓	✓	✓	✓
hide	VERBS				✓	✓	✓	✓	✓
High	DO/DESCRIBE		✓						
high heels	CLOTHES						✓	✓	✓
hiking	SPORTS					✓	✓	✓	✓
him	PRONOUNS	✓	✓	✓	✓	✓	✓		
him	Boy+					✓		✓	✓
himself	PRONOUNS		✓		✓	✓	✓	✓	✓
hippo	ANIMALS			✓	✓	✓	✓	✓	✓

Developing Language Alpha Sort		Grid Size/Gateway Page							
Word/Folder	Page	3*4 12	4*6 20	5*7 30	5*9 40	6*11 60	8*11 80	9*12 99	10*14 130
his	PEOPLE			✓	✓	✓	✓	✓	✓
his	Boy+				✓	✓	✓	✓	✓
his	BODY PARTS				✓	✓	✓	✓	✓
hoagie	LUNCH		✓	✓			✓	✓	✓
hockey	SPORTS					✓	✓	✓	✓
hockey game	PLACES							✓	✓
hoe	Tools					✓	✓	✓	✓
hold	VERBS					✓	✓	✓	✓
hold	GET+		✓	✓					
Hold	DO/DESCRIBE		✓						
Holiday	HOLIDAYS		✓		✓	✓	✓	✓	✓
HOLIDAYS	DESCRIBE		2		2				
HOLIDAYS	TIME				✓	✓	✓	✓	✓
home	HOME						✓	✓	✓
home	THINGS						✓	✓	✓
Home	GO	✓	✓						
home	PLACES		✓	✓	✓	✓	✓	✓	✓
home	SCHOOL PLACES		✓	✓	✓	✓	✓	✓	✓
home run	SPORTS					✓	✓	✓	✓
homeroom	SCHOOL PLACES			✓	✓	✓	✓	✓	✓
homeroom	SCHOOL CORE							✓	✓
homework	SCHOOL THING		✓	✓	✓	✓	✓	✓	✓
honeydew	FRUITS		✓	✓	✓	✓	✓	✓	✓
Honor Roll	SCHOOL THING				2	✓	✓	✓	✓
hoodie	CLOTHES				2		✓	✓	✓
hook	THINGS								✓
hope	VERBS					✓	✓	✓	✓
horse	ANIMALS			✓	✓	✓	✓	✓	✓
hose	Tools					✓	✓	✓	✓
hospital	PLACES		2	✓	✓	✓	✓	✓	✓
hot	HOME								✓
hot	DESCRIBE		✓	✓	✓	✓	✓	✓	✓
hot	EAT/DESCRIBE		✓	✓					
hot	DRINKS		✓	✓	✓	✓	✓	✓	✓
hot dog	FOOD				✓	✓	✓	✓	✓
hotdog	EAT			✓	✓				

Developing Language Alpha Sort		Grid Size/Gateway Page							
Word/Folder	Page	3*4 12	4*6 20	5*7 30	5*9 40	6*11 60	8*11 80	9*12 99	10*14 130
hour	TIME		✓	✓	✓	✓	✓	✓	✓
house	THINGS		✓	✓	✓	✓	✓	✓	✓
HOUSEHOLD	HOME					✓	✓	✓	✓
how	HOME							✓	✓
how	QUESTION	✓	✓	✓	✓	✓	✓	✓	✓
how come	QUESTION	✓	✓	✓	✓	✓	✓	✓	✓
how long	QUESTION	✓	✓	✓	✓	✓	✓	✓	✓
how many	QUESTION	✓	✓	✓	✓	✓	✓	✓	✓
how much	QUESTION		✓	✓	✓	✓	✓	✓	✓
hug	VERBS					✓	✓	✓	✓
hug	LIKE+		✓	✓	✓				
Hungary	WORLD PLACES				✓	✓	✓	✓	✓
hurricane	NATURE				✓	✓	✓	✓	✓
hurricane	NEWS			✓	✓	✓	✓	✓	✓
husband	PEOPLE					✓	✓	✓	✓
HYGIENE	THINGS				✓	✓	✓	✓	✓
I	HOME	✓	✓	✓	✓	✓	✓	✓	✓
I	QUESTION			✓	✓	✓	✓	✓	✓
I	PRONOUNS			✓					
I'd	PRONOUNS							✓	✓
I'll	PRONOUNS							✓	✓
I'm	PRONOUNS				✓	✓	✓	✓	✓
ice	NATURE				✓	✓	✓	✓	✓
ice cream	PARTY			✓	✓	✓	✓	✓	✓
ice cream	EAT			2	2				
ice cream	FOOD				2	✓	✓	✓	✓
ice cream	SNACKS	✓	✓						
ice cream	MAKE		✓	✓					
ice cream	PARTY			✓	✓	✓	✓	✓	✓
ice cream truck	VEHICLE			✓	✓	✓	✓	✓	✓
iced	DRINKS		✓	✓	✓	✓	✓	✓	✓
Idaho	STATES			✓	✓	✓	✓	✓	✓
if	HOME								✓
if	LIT WRDS				✓	✓	✓	✓	✓
Illinois	STATES			✓	✓	✓	✓	✓	✓
imaginary	DESCRIBE						✓	✓	✓
important	DESCRIBE						✓		✓

Developing Language Alpha Sort		Grid Size/Gateway Page							
Word/Folder	Page	3*4 12	4*6 20	5*7 30	5*9 40	6*11 60	8*11 80	9*12 99	10*14 130
in	LIT WRDS	✓	✓	✓	✓	✓	✓	✓	✓
in back of	LIT WRDS				2	✓	✓	✓	✓
in front of	LIT WRDS	✓	✓	✓	✓	✓	✓	✓	✓
include	VERBS					✓	✓	✓	✓
Independent	NEWS			✓	✓	✓	✓	✓	✓
index finger	BODY PARTS				✓	✓	✓	✓	✓
Indiana	STATES			✓	✓	✓	✓	✓	✓
inside	HOME						✓	✓	✓
insurance	MEDICAL					✓	✓	✓	✓
interception	SPORTS						✓	✓	✓
internet	SCHOOL THING				✓	✓	✓	✓	✓
interview	EVENTS				✓	✓	✓	✓	✓
into	LIT WRDS				✓	✓	✓	✓	✓
invitation	PARTY			✓	✓	✓	✓	✓	✓
invitation	PARTY			✓	✓	✓	✓	✓	✓
invite	VERBS					✓	✓	✓	✓
invite	SAY +			✓	✓	✓		✓	✓
Iowa	STATES			✓	✓	✓	✓	✓	✓
iPad	THINGS		✓	✓	✓	✓	✓	✓	✓
iPad	LEISURE				✓	✓	✓	✓	✓
iPad	PLAY	✓	✓						
iPad	HOUSEHOLD					✓	✓	✓	✓
Ireland	WORLD PLACES				✓	✓	✓	✓	✓
is	HOME					✓	✓	✓	✓
is	QUESTION				✓	✓	✓	✓	✓
is	HELPING VBS			✓	✓				
Israel	WORLD PLACES				✓	✓	✓	✓	✓
it	HOME			✓	✓	✓	✓	✓	✓
it	QUESTION			✓	✓	✓	✓	✓	✓
it	PRONOUNS		✓	✓	✓	✓	✓		
it'd	PRONOUNS							✓	✓
it'll	PRONOUNS							✓	✓
it's	HOME						✓	✓	✓
Italian	DINNER					✓	✓	✓	✓
Italy	WORLD PLACES				✓	✓	✓	✓	✓
its	PRONOUNS		✓	✓	✓	✓	✓	✓	✓
itself	PRONOUNS		✓	✓	✓	✓	✓	✓	✓

Developing Language Alpha Sort		Grid Size/Gateway Page							
Word/Folder	Page	3*4 12	4*6 20	5*7 30	5*9 40	6*11 60	8*11 80	9*12 99	10*14 130
jacks	TOYS			2	2	✓	✓	✓	✓
jail	PLACES						✓	✓	✓
janitor	CAREERS		✓	✓	✓	✓	✓	✓	✓
January	TIME					✓	✓	✓	✓
January	MONTHS			✓	✓				✓
Japan	WORLD PLACES				✓	✓	✓	✓	✓
jeans	WEAR		2	✓					
jeans	CLOTHES				✓	✓	✓	✓	✓
Jello	SNACKS				✓	✓	✓	✓	✓
jelly	BREAKFAST		✓	✓	✓	✓	✓	✓	✓
jelly donut	BREAKFAST			✓	✓	✓	✓	✓	✓
jewelry	WEAR	2	2	✓					
jewelry	CLOTHES					✓	✓	✓	✓
jiffy	TIME				✓	✓	✓	✓	✓
job	SCHOOL THING		✓	✓	✓	✓	✓	✓	✓
jog	VERBS						✓	✓	✓
jog	WALK+			✓	✓	✓			
judge	CAREERS		✓	✓	✓	✓	✓	✓	✓
juice	EAT				✓				
juice	FOOD				✓	✓	✓	✓	✓
juice	DRINKS	✓	✓	✓	✓	✓	✓	✓	✓
July	TIME					✓	✓	✓	✓
July	MONTHS			✓	✓				✓
July 4 th	HOLIDAYS		✓		✓	✓	✓	✓	✓
jump	VERBS			✓	✓	✓	✓	✓	✓
jump	SPORTS					✓	✓	✓	✓
June	TIME					✓	✓	✓	✓
June	MONTHS			✓	✓				✓
Jupiter	PLANETS		✓	✓	✓	✓	✓	✓	✓
just	LIT WRDS				✓	✓	✓	✓	✓
kale	VEGETABLES			✓	✓	✓	✓	✓	✓
kangaroo	ANIMALS			2	2	2	2	2	✓
Kansas	STATES			✓	✓	✓	✓	✓	✓
kayak	VEHICLE			✓	✓	✓	✓	✓	✓
keep	VERBS					✓	✓	✓	✓
keep	GET+			✓					
Kentucky	STATES			✓	✓	✓	✓	✓	✓

Developing Language Alpha Sort		Grid Size/Gateway Page							
Word/Folder	Page	3*4 12	4*6 20	5*7 30	5*9 40	6*11 60	8*11 80	9*12 99	10*14 130
ketchup	FOOD				✓	✓	✓	✓	✓
keyguard	MEDICAL					✓	✓	✓	✓
kind	DESCRIBE						✓	✓	✓
kitchen	PLACES		✓	✓	✓	✓	✓	✓	✓
kite	TOYS			2	2	✓	✓	✓	✓
kitten	ANIMALS			✓	✓	2	✓	✓	✓
knee	BODY PARTS				✓	✓	✓	✓	✓
knife	HOUSEHOLD				✓	✓	✓	✓	✓
knitting	LEISURE				✓	✓	✓	✓	✓
know	KNOW +		✓	✓	✓	✓	✓	✓	✓
KNOW+	HOME					✓	✓	✓	✓
KNOW+	VERBS		✓	✓	✓				
koala	ANIMALS			2	2	2	2	2	✓
Korea	WORLD PLACES				✓	✓	✓	✓	✓
Kosher	DINNER					✓	✓	✓	✓
ladder	Tools					✓	✓	✓	✓
lady	PEOPLE					✓	✓	✓	✓
ladybug	ANIMALS			2	2	✓	✓	✓	✓
lake	PLACES							✓	✓
lamb	ANIMALS			✓	✓	✓	✓	✓	✓
lamb	DINNER				✓	✓	✓	✓	✓
Language Arts	SCHOOL PLACE		2	✓	✓	✓	✓	✓	✓
large	DESCRIBE				2	✓	✓	✓	✓
lasagna	DINNER				✓	✓	✓	✓	✓
last	TIME		✓	✓	✓	✓	✓	✓	✓
late	TIME				✓	✓	✓	✓	✓
later	TIME		✓	✓	✓	✓	✓	✓	✓
laundry	HYGIENE				✓	✓	✓	✓	✓
lawn mower	Tools					✓	✓	✓	✓
lawyer	CAREERS			✓	✓	✓	✓	✓	✓
lead	VERBS					✓	✓	✓	✓
leaf	NATURE				✓	✓	✓	✓	✓
leaf blower	Tools					✓	✓	✓	✓
learn	KNOW +		✓	✓	✓	✓	✓	✓	✓
left	LIT WRDS			✓	✓	✓	✓	✓	✓
leg	BODY PARTS				✓	✓	✓	✓	✓
leg	DINNER				✓	✓	✓	✓	✓

Developing Language Alpha Sort		Grid Size/Gateway Page							
Word/Folder	Page	3*4 12	4*6 20	5*7 30	5*9 40	6*11 60	8*11 80	9*12 99	10*14 130
LEISURE	THINGS				✓	✓	✓	✓	✓
lemon	FRUITS		✓	✓	✓	✓	✓	✓	✓
lemon	DRINKS		✓	✓	✓	✓	✓	✓	✓
lemonade	EAT				2				
lemonade	FOOD				2				✓
lemonade	DRINKS		✓	✓	✓	✓	✓	✓	✓
length	MATH			2	2	✓	✓	✓	✓
lens cases	MEDICAL					✓	✓	✓	✓
leopard	ANIMALS				2	2	✓	✓	✓
let	VERBS			✓	✓	✓	✓	✓	✓
let's	HOME							✓	✓
let's	VERBS					✓	✓	✓	✓
letter	HOUSEHOLD					✓	✓	✓	✓
lettuce	LUNCH		✓	✓	✓	✓	✓	✓	✓
lettuce	DINNER		✓	✓					
lettuce	VEGETABLES				✓	✓	✓	✓	✓
Liberty Bell	WORLD PLACES		✓	✓	2	✓	✓	✓	✓
library	GO	✓							
library	PLACES		✓	✓	✓	✓	✓	✓	✓
library	SCHOOL PLACE		✓	✓	✓	✓	✓	✓	✓
licorice	SNACKS				✓	✓	✓	✓	✓
lift	MEDICAL					✓	✓	✓	✓
light	HOUSEHOLD				✓	✓	✓	✓	✓
lightening	NATURE				2	✓	✓	✓	✓
like	HOME					✓	✓	✓	✓
like	LIKE+		✓	✓	✓				
like	LIT WRDS				2		✓	✓	✓
LIKE+	VERBS		✓	✓	✓				
lime	FRUITS		✓	✓	✓	✓	✓	✓	✓
Lincoln Mem.	WORLD PLACES		✓	✓	2	✓	✓	✓	✓
line leader	SCHOOL THING		✓	✓	✓	✓	✓	✓	✓
lion	ANIMALS			✓	✓	✓	✓	✓	✓
lip	BODY PARTS				✓	✓	✓	✓	✓
lipstick	HYGIENE				✓	✓	✓	✓	✓
listen	VERBS					✓	✓	✓	✓
listen	HEAR+		✓	✓	✓				
LIT WDS	HOME			✓	✓	✓	✓	✓	✓

Developing Language Alpha Sort		Grid Size/Gateway Page							
Word/Folder	Page	3*4 12	4*6 20	5*7 30	5*9 40	6*11 60	8*11 80	9*12 99	10*14 130
little	DESCRIBE	✓	✓	✓	✓	✓	✓	✓	✓
Little	DO/DESCRIBE		✓						
Little	DO/DESCRIBE		✓						
little	WEAR/DES		✓	✓					
little	EAT/DESCRIBE		✓	✓					
little	DRINKS	✓	✓	✓					
little	MAKE/DES		✓	✓					
live	VERBS			✓	✓	✓		✓	✓
living room	PLACES		✓	✓	✓	✓	✓	✓	✓
lizard	ANIMALS			2	2	2	2	✓	✓
llama	ANIMALS				2	2	✓	✓	✓
lobster	ANIMALS			2	2	✓	✓	✓	✓
lobster	DINNER				✓	✓	✓	✓	✓
lock down drill	SCHOOL THING				✓	✓	✓	✓	✓
lockdown	NEWS				✓	✓	✓	✓	✓
locker	SCHOOL THING			✓	✓	✓	✓	✓	✓
lollipop	SNACKS	✓	✓	✓	✓	✓	✓	✓	✓
lonely	DESCRIBE						✓	✓	✓
long	DESCRIBE				2	✓	✓	✓	✓
long	WEAR/DES		✓	✓					
look	VERBS						✓	✓	✓
look	SEE+		✓	✓	✓	✓	✓	✓	✓
lose	VERBS				✓	✓	✓	✓	✓
loser	THINGS								✓
loser	SPORTS					✓	✓	✓	✓
loser	SPORTS					✓	✓	✓	✓
Loud	DO/DESCRIBE		✓						
loud	DESCRIBE		✓	✓					
Louisiana	STATES			✓	✓	✓	✓	✓	✓
love	VERBS					✓	✓	✓	✓
love	LIKE+		✓	✓	✓				
low	DO/DESCRIBE		✓						
low	MAKE/DES		✓	✓					
lucky	DESCRIBE						✓		✓
LUNCH	FOOD/DRINK	✓							
lunch	EAT		✓	✓	✓				
LUNCH	EAT		✓	✓	✓				

Developing Language Alpha Sort		Grid Size/Gateway Page							
Word/Folder	Page	3*4 12	4*6 20	5*7 30	5*9 40	6*11 60	8*11 80	9*12 99	10*14 130
LUNCH	FOOD				✓	✓	✓	✓	✓
lunch	SCHOOL THING		✓	✓	✓	✓	✓	✓	✓
M&M's	SNACKS				✓	✓	✓	✓	✓
MA	STATES			✓	✓	✓	✓	✓	✓
macaroni	EAT		✓	✓	✓				
macaroni	FOOD				✓	✓	✓	✓	✓
macaroni	DINNER		✓	✓	✓	✓	✓	✓	✓
mad	DESCRIBE		✓	✓	✓	✓	✓	✓	✓
mail carrier	CAREERS	✓	✓	✓	✓	✓	✓	✓	✓
Maine	STATES			✓	✓	✓	✓	✓	✓
make	HOME		✓	✓				✓	✓
make	MAKE+		✓	✓	✓	✓	✓		
MAKE +	HOME				✓	✓	✓		
make-up	HYGIENE				✓	✓	✓	✓	✓
MAKE+	VERBS		✓	✓					
mall	HOME							✓	✓
mall	PLACES		✓	✓	✓	✓	✓	✓	✓
man	DAD+				✓				
man	PEOPLE			✓	✓	✓	✓	✓	✓
man	Boy+			✓	✓	✓	✓	✓	✓
map	SCHOOL THING				✓	✓	✓	✓	✓
marathon	SPORTS					✓	✓	✓	✓
marbles	TOYS					✓	✓	✓	✓
March	TIME					✓	✓	✓	✓
March	MONTHS			✓	✓				✓
mark	WRITE +				✓	✓	✓	✓	✓
marker	COLORS			✓	✓	✓	✓	✓	✓
marker	SCHOOL THING				2	✓	✓	✓	✓
marking period	SCHOOL THING				2	✓	✓	✓	✓
Mars	PLANETS		✓	✓	✓	✓	✓	✓	✓
marshmallow	SNACKS				✓	✓	✓	✓	✓
Martin Luther King Day	HOLIDAYS		✓		✓	✓	✓	✓	✓
Maryland	STATES			✓	✓	✓	✓	✓	✓
mascara	HYGIENE				✓	✓	✓	✓	✓
mashed	DINNER				✓	✓	✓	✓	✓
mashed	VEGETABLES			✓	✓	✓	✓	✓	✓

Developing Language Alpha Sort		Grid Size/Gateway Page							
Word/Folder	Page	3*4 12	4*6 20	5*7 30	5*9 40	6*11 60	8*11 80	9*12 99	10*14 130
MasterCard	MONEY				✓	✓	✓	✓	✓
Math	SCHOOL PLACE		2	✓	✓	✓	✓	✓	✓
May	TIME					✓	✓	✓	✓
May	MONTHS			✓	✓				✓
maybe	LIT WRDS					✓	✓	✓	✓
mayonnaise	EAT			2	2				
mayonnaise	FOOD				2	✓	✓	✓	✓
Mayor	NEWS					✓	✓	✓	✓
McDonald's	GO	2	✓						
McDonalds	PLACES		2	✓	✓	✓	✓	✓	✓
me	PRONOUNS	✓	✓	✓					
mean	DESCRIBE				2		✓	✓	✓
measure	MATH			2	2	✓	✓	✓	✓
meat	EAT			2	2				
meat	FOOD				2	✓	✓	✓	✓
meatballs	EAT			2	2				
meatballs	FOOD				2			✓	✓
meatballs	DINNER					✓	✓	✓	✓
meatloaf	EAT			2	2				
meatloaf	FOOD				2			✓	✓
mechanic	CAREERS		✓	✓	✓	✓	✓	✓	✓
MEDICAL	THINGS					✓	✓	✓	✓
medical	MEDICAL					✓	✓	✓	✓
medicine	THINGS						✓	✓	✓
medicine	HYGIENE				✓	✓	✓	✓	✓
meet	VERBS					✓	✓	✓	✓
melon	EAT			2	2				
melon	FOOD				2				✓
melon	FRUITS		✓	✓	✓	✓	✓	✓	✓
melted	DESCRIBE						✓	✓	✓
melted	EAT/DESCRIBE		✓	✓					
Memorial Day	HOLIDAYS		✓		✓	✓	✓	✓	✓
memorize	KNOW +					✓	✓	✓	✓
Mercury	PLANETS		✓	✓	✓	✓	✓	✓	✓
Mexican	DINNER					✓	✓	✓	✓
Mexico	WORLD PLACES				✓	✓	✓	✓	✓

Developing Language Alpha Sort		Grid Size/Gateway Page							
Word/Folder	Page	3*4 12	4*6 20	5*7 30	5*9 40	6*11 60	8*11 80	9*12 99	10*14 130
microwave	HOUSEHOLD					✓	✓	✓	✓
might	VERBS					✓	✓	✓	✓
milk	EAT				✓				
milk	FOOD				✓	✓	✓	✓	✓
milk	DRINKS	✓	✓	✓	✓	✓	✓	✓	✓
milkshake	EAT				2				
milkshake	FOOD				2		✓	✓	✓
milkshake	DRINKS		✓	✓	✓	✓	✓	✓	✓
mine	PRONOUNS	✓		✓	✓	✓	✓	✓	✓
minister	PEOPLE			2	✓	✓	✓	✓	✓
mint	EAT/COLORS		✓	✓					
minute	TIME		✓	✓	✓	✓	✓	✓	✓
mirror	HOUSEHOLD				✓	✓	✓	✓	✓
miserable	DESCRIBE						✓	✓	✓
Miss	PEOPLE					✓	✓	✓	✓
Mississippi	STATES			✓	✓	✓	✓	✓	✓
Missouri	STATES			✓	✓	✓	✓	✓	✓
mittens	CLOTHES				✓	✓	✓	✓	✓
mix	VERBS							✓	✓
mix	COOK+		✓	✓	✓	✓	✓		
mixer	HOUSEHOLD				✓	✓	✓	✓	✓
mobile	TOYS					2	✓	✓	✓
mom	GIRL +		✓	✓	✓	✓	✓	✓	✓
MOM+	HOME				✓				
mommy	MOM+				✓				
mommy	PEOPLE	✓	✓	✓					
Monday	DESCRIBE		2	✓	✓				
Monday	TIME					✓	✓	✓	✓
Monday	DAYS								✓
MONEY	THINGS				✓	✓	✓	✓	✓
money	THINGS			✓	✓	✓	✓	✓	✓
monkey	ANIMALS			✓	✓	✓	✓	✓	✓
Monopoly	PLAY			✓					
Monopoly	TOYS			2	✓	✓	✓	✓	✓
Montana	STATES			✓	✓	✓	✓	✓	✓
month	DESCRIBE		2	2	✓				
month	TIME					✓	✓	✓	✓

Developing Language Alpha Sort		Grid Size/Gateway Page							
Word/Folder	Page	3*4 12	4*6 20	5*7 30	5*9 40	6*11 60	8*11 80	9*12 99	10*14 130
MONTHS	HOME								✓
MONTHS	DESCRIBE			2	✓				
moon	NATURE				✓	✓	✓	✓	✓
moon	PLANETS		✓	✓	✓	✓	✓	✓	✓
moose	ANIMALS				2	2	✓	✓	✓
mop	Tools					✓	✓	✓	✓
more	HOME			✓	✓	✓	✓	✓	✓
more	EAT		✓	✓					
more	DRINKS		✓	✓					
more	MAKE		✓	✓					
morning	DESCRIBE		2	2	✓				
morning	TIME					✓	✓	✓	✓
mosquito	THINGS					✓	✓	✓	✓
mosquito	ANIMALS			2	2	✓	✓	✓	✓
mother	PEOPLE				✓	✓	✓	✓	✓
motorbike	VEHICLE				✓	✓	✓	✓	✓
mountain lion	ANIMALS				2	2	2	✓	✓
mountains	PLACES							✓	✓
mouse	ANIMALS			2	✓	✓	✓	✓	✓
mouse	SCHOOL THING				2	✓	✓	✓	✓
mouth	BODY PARTS				✓	✓	✓	✓	✓
mouthwash	HYGIENE				✓	✓	✓	✓	✓
movie	THINGS		✓	✓	✓	✓	✓	✓	✓
movie	LEISURE				✓	✓	✓	✓	✓
movie	GO	2	✓						
movie	SCHOOL THING		✓	✓	✓	✓	✓	✓	✓
movies	PLACES		2	✓	✓	✓	✓	✓	✓
moving van	VEHICLE					✓	✓	✓	✓
Mr.	PEOPLE					✓	✓	✓	✓
Mr. Potato Head	PLAY			✓					
Mr. Potato Head	TOYS			2	2	2	✓	✓	✓
Mrs.	PEOPLE					✓	✓	✓	✓
much	LIT WRDS					✓	✓	✓	✓
mud	NATURE				✓	✓	✓	✓	✓
muffin	EAT			2	2				
muffin	FOOD				2			✓	✓
muffin	BREAKFAST	✓	✓	✓					

Developing Language Alpha Sort		Grid Size/Gateway Page							
Word/Folder	Page	3*4 12	4*6 20	5*7 30	5*9 40	6*11 60	8*11 80	9*12 99	10*14 130
multiply	ADD+			✓	✓	✓	✓		
multiply	MATH			2	2	✓	✓	✓	✓
murder	NEWS				✓	✓	✓	✓	✓
museum	PLACES					✓	✓	✓	✓
mushrooms	VEGETABLES			✓	✓	✓	✓	✓	✓
music	THINGS		✓	✓	✓	✓	✓	✓	✓
music	LEISURE				✓	✓	✓	✓	✓
music	PARTY			✓	✓	✓	✓	✓	✓
music	PLAY	✓	✓	✓					
music	MAKE		✓	✓					
music	PARTY			✓	✓	✓	✓	✓	✓
musical	LEISURE				✓	✓	✓	✓	✓
musician	CAREERS			2	✓	✓	✓	✓	✓
musk ox	ANIMALS				2	2	✓	✓	✓
must	VERBS					✓	✓	✓	✓
mustard	EAT			2	✓				
mustard	FOOD				✓	✓	✓	✓	✓
my	HOME					✓	✓	✓	✓
my	PRONOUNS		✓	✓	✓	✓	✓	✓	✓
my	PEOPLE		✓	✓	✓	✓	✓	✓	✓
my	THINGS						✓	✓	✓
my	ANIMALS			✓	✓	✓	✓	✓	✓
my	BODY PARTS				✓	✓	✓	✓	✓
my	SCHOOL THING					✓	✓	✓	✓
myself	PRONOUNS		✓	✓	✓	✓	✓	✓	✓
mystery	LEISURE				✓	✓	✓	✓	✓
nail	THINGS								✓
nail	Tools					✓	✓	✓	✓
nail clipper	HYGIENE				✓	✓	✓	✓	✓
nail file	HYGIENE				✓	✓	✓	✓	✓
name	THINGS			✓	✓	✓	✓	✓	✓
NAMES	PEOPLE	✓	✓	✓	✓	✓			
napkin	HOUSEHOLD				✓	✓	✓	✓	✓
NATURE	HOME								✓
NATURE	THINGS				✓	✓	✓	✓	✓
nature	NATURE				✓	✓	✓	✓	✓
navy blue	COLORS				✓	✓	✓	✓	✓

Developing Language Alpha Sort		Grid Size/Gateway Page							
Word/Folder	Page	3*4 12	4*6 20	5*7 30	5*9 40	6*11 60	8*11 80	9*12 99	10*14 130
neck	BODY PARTS				✓	✓	✓	✓	✓
necklace	WEAR		2	✓					
necklace	CLOTHES					✓	✓	✓	✓
necklace	MAKE		✓	✓					
need	VERBS					✓	✓	✓	✓
need	GET+			✓					
neighbor	PEOPLE			2		✓	✓	✓	✓
neither	LIT WRDS				2	✓	✓	✓	✓
Neptune	PLANETS		✓	✓	✓	✓	✓	✓	✓
nervous	DESCRIBE						✓	✓	✓
nest	THINGS						✓	✓	✓
Netherlands	WORLD PLACES				✓	✓	✓	✓	✓
Nevada	STATES			✓	✓	✓	✓	✓	✓
never	TIME				✓	✓	✓	✓	✓
new	DESCRIBE	✓	✓	✓	✓	✓	✓	✓	✓
new	WEAR/DES		✓	✓					
new	MAKE/DES		✓	✓					
New Hampshire	STATES			✓	✓	✓	✓	✓	✓
New Jersey	STATES			2	✓	✓	✓	✓	✓
New Mexico	STATES			2	✓	✓	✓	✓	✓
New Year's	HOLIDAYS		✓		✓	✓	✓	✓	✓
New York	STATES			2	✓	✓	✓	✓	✓
news	NEWS			✓	✓	✓	✓	✓	✓
next	LIT WRDS				2	✓	✓	✓	✓
next	TIME		✓	✓	✓	✓	✓	✓	✓
next to	LIT WRDS				2	✓	✓	✓	✓
nickel	MONEY				✓	✓	✓	✓	✓
night	HOME								✓
night	DESCRIBE		2	2	✓				
night	TIME					✓	✓	✓	✓
noisy	DESCRIBE				2		✓	✓	✓
none	LIT WRDS				2	✓	✓	✓	✓
nor	LIT WRDS				2	✓	✓	✓	✓
North America	WORLD PLACES		✓	✓	✓	✓	✓	✓	✓
North Dakota	STATES			2	✓	✓	✓	✓	✓
Norway	WORLD PLACES				✓	✓	✓	✓	✓

Developing Language Alpha Sort		Grid Size/Gateway Page							
Word/Folder	Page	3*4 12	4*6 20	5*7 30	5*9 40	6*11 60	8*11 80	9*12 99	10*14 130
nose	BODY PARTS					✓	✓	✓	✓
not	HOME					✓	✓	✓	✓
not	LIT WRDS		✓	✓	✓		✓	✓	✓
nothing	THINGS		✓	✓	✓	✓	✓	✓	✓
noun	GRAMMAR WORDS				✓		✓	✓	✓
November	TIME					✓	✓	✓	✓
November	MONTHS			✓	✓				✓
now	TIME		✓	✓	✓	✓	✓	✓	✓
nuggets	EAT			2	2				
nuggets	FOOD				2	✓	✓	✓	✓
nuggets	LUNCH	✓							
nuggets	DINNER	✓	✓	✓					
nuggets	MAKE		✓	✓					
nurse	PEOPLE			✓	✓	✓	✓	✓	✓
nurse	CAREERS	✓	✓	✓	✓	✓	✓	✓	✓
Nurse	SCHOOL PLACE		✓	✓	✓	✓	✓	✓	✓
nut	Tools					✓	✓	✓	✓
O.T.	CAREERS	✓	✓	✓	✓	✓	✓	✓	✓
oatmeal	BREAKFAST	✓	✓	✓	✓	✓	✓	✓	✓
object	GRAMMAR WRD				✓		✓	✓	✓
ocean	NATURE				2	✓	✓	✓	✓
October	TIME					✓	✓	✓	✓
October	MONTHS			✓	✓				✓
odd	DESCRIBE				2	✓	✓	✓	✓
of	LIT WRDS			✓	✓	✓	✓	✓	✓
off	LIT WRDS			✓	✓	✓	✓	✓	✓
off of	LIT WRDS				2		✓	✓	✓
office	PLACES			✓	✓	✓	✓	✓	✓
office	SCHOOL PLACE				✓	✓	✓	✓	✓
often	TIME		✓	✓	✓	✓	✓	✓	✓
Ohio	STATES			2	✓	✓	✓	✓	✓
ointment	HYGIENE				✓	✓	✓	✓	✓
Oklahoma	STATES			2	2	✓	✓	✓	✓
old	DESCRIBE	✓	✓	✓	✓	✓	✓	✓	✓
old	WEAR/DES		✓	✓					
old	MAKE/DES		✓	✓					

Developing Language Alpha Sort		Grid Size/Gateway Page							
Word/Folder	Page	3*4 12	4*6 20	5*7 30	5*9 40	6*11 60	8*11 80	9*12 99	10*14 130
olive	VEGETABLES			✓	✓	✓	✓	✓	✓
olives	EAT			2	2				
olives	FOOD				2				✓
Olympics	SPORTS					✓	✓	✓	✓
Olympics	EVENTS				✓	✓	✓	✓	✓
omelet	BREAKFAST	✓	✓	✓	✓	✓	✓	✓	✓
on	HOME						✓	✓	✓
on	LIT WRDS	✓	✓	✓	✓	✓	✓	✓	✓
On	GO		✓						
one dollar	MONEY				✓	✓	✓	✓	✓
one hundred \$	MONEY				✓	✓	✓	✓	✓
onion	VEGETABLES				✓	✓	✓	✓	✓
open	VERBS			✓	✓	✓	✓	✓	✓
orange	COLORS	✓	✓	✓	✓	✓	✓	✓	✓
orange	EAT			✓	✓				
orange	EAT/COLORS		✓	✓					
orange	FOOD				✓	✓	✓	✓	✓
orange	FRUITS		✓	✓	✓	✓	✓	✓	✓
orange	DRINKS	✓	✓	✓	✓	✓	✓	✓	✓
Oregon	STATES			2	✓	✓	✓	✓	✓
Oreo	SNACKS		✓	✓	✓	✓	✓	✓	✓
ostrich	ANIMALS				2	2	✓	✓	✓
OT	SCHOOL PLACE		✓	✓	✓	✓	✓	✓	✓
our	PRONOUNS	✓	✓	✓	✓	✓	✓		
our	PEOPLE			✓	✓	✓	✓	✓	✓
ourselves	PRONOUNS		✓	✓	✓	✓	✓	✓	✓
out	HOME						✓	✓	✓
out	LIT WRDS	✓	✓	✓	✓	✓	✓	✓	✓
out	SPORTS					✓	✓	✓	✓
outside	HOME						✓	✓	✓
Outside	GO	✓	✓						
outside	PLACES		✓	✓	✓	✓	✓	✓	✓
outside	SCHOOL PLACE		✓		✓	✓	✓	✓	✓
oval	COLORS		✓	✓	✓	✓	✓	✓	✓
oven	HOUSEHOLD				✓	✓	✓	✓	✓
over	LIT WRDS	✓	✓	✓	✓	✓	✓	✓	✓
owl	ANIMALS			2	✓	✓	✓	✓	✓

Developing Language Alpha Sort		Grid Size/Gateway Page							
Word/Folder	Page	3*4 12	4*6 20	5*7 30	5*9 40	6*11 60	8*11 80	9*12 99	10*14 130
P.T.	CAREERS	✓	✓	✓	✓	✓	✓	✓	✓
P&J	LUNCH	✓	✓	✓	✓	✓	✓	✓	✓
PA	STATES			2	✓	✓	✓	✓	✓
pad	HYGIENE				✓	✓	✓	✓	✓
paint	WRITE +		✓	✓	✓	✓	✓	✓	✓
paint	COLORS			✓	✓	✓	✓	✓	✓
paint	Tools					✓	✓	✓	✓
Paint set	PLAY			✓					
paint set	TOYS			✓	✓	✓	✓	✓	✓
paintbrush	THINGS								✓
paintbrush	Tools					✓	✓	✓	✓
painter	CAREERS		✓	✓	✓	✓	✓	✓	✓
painting	LEISURE				✓	✓	✓	✓	✓
pajamas	WEAR	✓	✓	✓					
pajamas	CLOTHES				✓	✓	✓	✓	✓
palm	BODY PARTS				✓	✓	✓	✓	✓
Pancakes	FOOD/DRINK	✓							
pancakes	EAT		✓	✓	✓				
pancakes	FOOD				✓	✓	✓	✓	✓
panda	ANIMALS			2	2	2	2	2	✓
pants	WEAR	✓	✓	✓					
pants	CLOTHES				✓	✓	✓	✓	✓
paper	COLORS			✓	✓	✓	✓	✓	✓
paper	PARTY			✓	✓	✓	✓	✓	✓
paper	SCHOOL THING				2	✓	✓	✓	✓
parade	EVENTS				✓	✓	✓	✓	✓
parade	PLACES		2	✓	✓	✓	✓	✓	✓
parent	PEOPLE			2	✓	✓	✓	✓	✓
park	GO	2	✓						
park	PLACES		✓	2	✓	✓	✓	✓	✓
PARTY	HOME			✓	✓	✓	✓	✓	✓
PARTY	THINGS						✓	✓	✓
party	PARTY			✓	✓	✓	✓	✓	✓
party	EVENTS				✓	✓	✓	✓	✓
Party	GO	2	✓						
party	PLACES		2	2		✓	✓	✓	✓
party	SCHOOL THING		✓		✓	✓	✓	✓	✓

Developing Language Alpha Sort		Grid Size/Gateway Page							
Word/Folder	Page	3*4 12	4*6 20	5*7 30	5*9 40	6*11 60	8*11 80	9*12 99	10*14 130
party favor	PARTY			✓	✓	✓	✓	✓	✓
party game	PARTY			✓	✓	✓	✓	✓	✓
party hat	PARTY			✓	✓	✓	✓	✓	✓
Passover	HOLIDAYS		✓		✓	✓	✓	✓	✓
password	THINGS				✓	✓	✓	✓	
pasta	LUNCH	✓	✓	✓	✓	✓	✓	✓	✓
paste	VERBS							✓	✓
paste	MAKE+		✓	✓	✓	✓	✓		
pay	VERBS						✓	✓	✓
pay	BUY+		✓	✓	✓	✓			
peace	NEWS				✓	✓	✓	✓	✓
peach	EAT			2	2				
peach	FOOD				2			✓	✓
peach	FRUITS		✓	✓	✓	✓	✓	✓	✓
pear	FRUITS		✓	✓	✓	✓	✓	✓	✓
peas	VEGETABLES			✓	✓	✓	✓	✓	✓
pen	SCHOOL THING				2	✓	✓	✓	✓
pencil	SCHOOL THING		✓	✓	✓	✓	✓	✓	✓
penguin	ANIMALS			✓	✓	✓	✓	✓	✓
penny	MONEY				✓	✓	✓	✓	✓
PEOPLE	HOME	✓	✓	✓	✓	✓	✓	✓	✓
people	PEOPLE			2		✓	✓	✓	✓
PEOPLE	PLAY		✓						
PEOPLE	GO		✓						
pep rally	EVENTS				✓	✓	✓	✓	✓
pep rally	SCHOOL THING			✓	✓	✓	✓	✓	✓
pepper	EAT				2				
pepper	FOOD				2		✓	✓	✓
pepper	VEGETABLES				✓	✓	✓	✓	✓
Pepsi	DRINKS			✓	✓	✓	✓	✓	✓
person	PEOPLE			✓	✓	✓	✓	✓	✓
person	GRAMMAR WRD				✓		✓	✓	✓
pet	THINGS			✓	✓	✓	✓	✓	✓
pet	ANIMALS					✓	✓	✓	✓
petal	NATURE				✓	✓	✓	✓	✓
phone	HOUSEHOLD					✓	✓	✓	✓
photobomb	THINGS						✓	✓	✓

Developing Language Alpha Sort		Grid Size/Gateway Page							
Word/Folder	Page	3*4 12	4*6 20	5*7 30	5*9 40	6*11 60	8*11 80	9*12 99	10*14 130
photographer	CAREERS			2	✓	✓	✓	✓	✓
photography	LEISURE				✓	✓	✓	✓	✓
pick up truck	VEHICLE					✓	✓	✓	✓
picnic	EVENTS				✓	✓	✓	✓	✓
picnic	PLACES		2	✓	✓	✓	✓	✓	✓
picture	MAKE		✓	✓					
picture	HOUSEHOLD				✓	✓	✓	✓	✓
pie	SNACKS		✓	✓	✓	✓	✓	✓	✓
pierogi	DINNER				✓	✓	✓	✓	✓
pig	ANIMALS			✓	✓	✓	✓	✓	✓
pill	HYGIENE				✓	✓	✓	✓	✓
pill	MEDICAL					✓	✓	✓	✓
pillow	HOUSEHOLD				✓	✓	✓	✓	✓
pilot	CAREERS			2	2	✓	✓	✓	✓
pineapple	DRINKS		✓	✓	✓	✓	✓	✓	✓
pink	COLORS	✓	✓	✓	✓	✓	✓	✓	✓
pink	EAT/COLORS		✓	✓					
pipe	Tools					✓	✓	✓	✓
pita	LUNCH		✓	✓	✓	✓	✓	✓	✓
pizza	EAT			2	2				
pizza	FOOD				2	✓	✓	✓	✓
pizza	LUNCH	✓							
pizza	DINNER	✓	✓	✓					
place	PLACES		✓	✓	✓	✓	✓	✓	✓
place	SCHOOL PLACES		✓		✓	✓	✓	✓	✓
place	GRAMMAR WRD				✓		✓	✓	✓
placemat	HOUSEHOLD						✓	✓	✓
PLACES	HOME		✓	✓	✓	✓	✓	✓	✓
plaid	WEAR/DES		✓	✓					
planet	NATURE				✓	✓	✓	✓	✓
planet	PLANETS		✓	✓	✓	✓	✓	✓	✓
PLANETS	PLACES		2	2	✓	✓	✓	✓	✓
PLANETS	SCHOOL PLACE				✓	✓	✓	✓	✓
plant	NATURE				✓	✓	✓	✓	✓
plate	HOUSEHOLD				✓	✓	✓	✓	✓
play	HOME	✓	✓	✓	✓	✓	✓	✓	✓
play	LEISURE				✓	✓	✓	✓	✓

Developing Language Alpha Sort		Grid Size/Gateway Page							
Word/Folder	Page	3*4 12	4*6 20	5*7 30	5*9 40	6*11 60	8*11 80	9*12 99	10*14 130
Play-doh	PLAY			✓					
play-doh	TOYS			✓	✓	✓	✓	✓	✓
playground	PLACES			✓	✓	✓	✓	✓	✓
playground	SCHOOL PLACE		✓	✓	✓	✓	✓	✓	✓
PlayStation	TOYS			2	2	✓	✓	✓	✓
please	COLORS		✓	✓	✓	✓	✓	✓	✓
pliers	Tools					✓	✓	✓	✓
plum	FRUITS		✓	✓	✓	✓	✓	✓	✓
plumber	CAREERS			✓	✓	✓	✓	✓	✓
Pluto	PLANETS		✓	✓	✓	✓	✓	✓	✓
points	THINGS						✓	✓	✓
points	SPORTS					✓	✓	✓	✓
Poland	WORLD PLACES				✓	✓	✓	✓	✓
polar bear	ANIMALS			2	2	✓	✓	✓	✓
police	CAREERS	✓	✓	✓	✓	✓	✓	✓	✓
police car	VEHICLE			✓	✓	✓	✓	✓	✓
police station	PLACES		2	2	2	✓	✓	✓	✓
politician	CAREERS			2	2	✓	✓	✓	✓
polka dots	WEAR/DES		✓	✓					
pool	HOME						✓	✓	✓
Pool	GO	✓	✓						
pool	PLACES		✓	✓	✓	✓	✓	✓	✓
pool toys	TOYS			2	2	✓	✓	✓	✓
poor	DESCRIBE							✓	✓
Pop	DO/DESCRIBE		✓						
popcorn	SNACKS				✓	✓	✓	✓	✓
porch	PLACES						✓	✓	✓
pork	DINNER				✓	✓	✓	✓	✓
Portugal	WORLD PLACES				✓	✓	✓	✓	✓
post office	PLACES		2	2	2	✓	✓	✓	✓
pot	HOUSEHOLD				✓	✓	✓	✓	✓
potato	EAT			✓	✓				
potato	FOOD				✓	✓	✓	✓	✓
potato	DINNER	✓	✓	✓					
potato	VEGETABLES			✓	✓	✓	✓	✓	✓
pour	VERBS							✓	✓
pour	COOK+		✓	✓	✓	✓	✓		

Developing Language Alpha Sort		Grid Size/Gateway Page							
Word/Folder	Page	3*4 12	4*6 20	5*7 30	5*9 40	6*11 60	8*11 80	9*12 99	10*14 130
power chair	VEHICLE			✓	✓	✓	✓	✓	✓
power outage	NEWS			✓	✓	✓	✓	✓	✓
PowerPoint	SCHOOL THING				2	✓	✓	✓	✓
preposition	GRAMMAR WRD				✓		✓	✓	✓
prescription	MEDICAL					✓	✓	✓	✓
present	THINGS		✓				✓	✓	✓
present	MAKE		✓	✓					
present	PARTY			✓	✓	✓	✓	✓	✓
president	CAREERS		✓	2	2	✓	✓	✓	✓
President	NEWS			✓	✓	✓	✓	✓	✓
President's Day	HOLIDAYS		✓		✓	✓	✓	✓	✓
pretend	KNOW +				✓	✓	✓	✓	✓
pretty	DESCRIBE	✓	✓	✓	✓	✓	✓	✓	✓
pretty	WEAR/DES		✓	✓					
pretty	EAT/DESCRIBE		✓	✓					
pretty	MAKE/DES		✓	✓					
pretzel	FOOD/DRINK	✓							
pretzel	EAT			2	2				
pretzel	FOOD				2				✓
pretzel	SNACKS	✓	✓	✓	✓	✓	✓	✓	✓
priest	PEOPLE			2	✓	✓	✓	✓	✓
principal	CAREERS	✓	✓	✓	✓	✓	✓	✓	✓
private parts	BODY PARTS							✓	✓
prize	THINGS			✓	✓		✓	✓	✓
programmer	CAREERS			2	✓	✓	✓	✓	✓
project	COLORS				✓	✓	✓	✓	✓
promise	SAY +					✓	✓	✓	✓
PRONOUN	HOME		✓	✓	✓	✓	✓	✓	✓
pronoun	GRAMMAR WRD				✓		✓	✓	✓
PRONOUNS	GO		✓						
proud	DESCRIBE					✓	✓	✓	✓
provide	VERBS						✓	✓	✓
province	WORLD PLACES		✓	✓	✓	✓	✓	✓	✓
PT	SCHOOL PLACE		✓	✓	✓	✓	✓	✓	✓
pudding	SNACKS	✓	✓	✓	✓	✓	✓	✓	✓
Puerto Rico	STATES			2	2	✓	✓	✓	✓
pull	VERBS					✓	✓	✓	✓

Developing Language Alpha Sort		Grid Size/Gateway Page							
Word/Folder	Page	3*4 12	4*6 20	5*7 30	5*9 40	6*11 60	8*11 80	9*12 99	10*14 130
pumpkin	VEGETABLES			✓	✓	✓	✓	✓	✓
punctuation	MONEY				✓	✓	✓	✓	✓
puppet	TOYS			✓	✓	✓	✓	✓	✓
puppy	ANIMALS				✓	2	✓	✓	✓
purple	COLORS	✓	✓	✓	✓	✓	✓	✓	✓
purse	WEAR	2	2	✓					
purse	CLOTHES					✓	✓	✓	✓
push	VERBS					✓	✓	✓	✓
Push	PUSH+				✓				
Push	DO/DESCRIBE		✓						
PUSH+	VERBS				✓				
put	HOME					✓	✓	✓	✓
put	VERBS		✓		✓		✓	✓	✓
puzzle	PLAY	2	✓	✓					
puzzle	TOYS			✓	✓	✓	✓	✓	✓
quarter	MONEY				✓	✓	✓	✓	✓
quesadilla	DINNER				✓	✓	✓	✓	✓
QUESTION	HOME				✓	✓	✓	✓	✓
quiet	DESCRIBE				2		✓	✓	✓
quiz	SCHOOL THING				✓	✓	✓	✓	✓
rabbi	PEOPLE			2	✓	✓	✓	✓	✓
rabbit	ANIMALS			✓	✓	✓	✓	✓	✓
race car	VEHICLE				✓	✓	✓	✓	✓
races	EVENTS				✓	✓	✓	✓	✓
raft	VEHICLE			✓	✓	✓	✓	✓	✓
rain	THINGS				✓	✓	✓	✓	✓
rain	NATURE				✓	✓	✓	✓	✓
rainbow	THINGS				✓	✓	✓	✓	✓
rainbow	NATURE				✓	✓	✓	✓	✓
raisins	SNACKS		✓	✓	✓	✓	✓	✓	✓
rake	Tools					✓	✓	✓	✓
rape	NEWS				✓	✓	✓	✓	✓
raspberry	FRUITS		✓	✓	✓	✓	✓	✓	✓
rattle	TOYS					2	✓	✓	✓
ravioli	DINNER		✓	✓	✓	✓	✓	✓	✓
razor	HYGIENE				✓	✓	✓	✓	✓
razor	HOUSEHOLD					✓	✓	✓	✓

Developing Language Alpha Sort		Grid Size/Gateway Page							
Word/Folder	Page	3*4 12	4*6 20	5*7 30	5*9 40	6*11 60	8*11 80	9*12 99	10*14 130
Reading	SCHOOL PLACE		2	✓	✓	✓	✓	✓	✓
real	DESCRIBE						✓	✓	✓
recess	SCHOOL PLACES		✓	✓	✓	✓	✓	✓	✓
recess	SCHOOL CORE						✓	✓	✓
recital	EVENTS				✓	✓	✓	✓	✓
rectangle	COLORS		✓	✓	✓	✓	✓	✓	✓
rectangle	EAT/COLORS		✓	✓					
red	COLORS	✓	✓	✓	✓	✓	✓	✓	✓
red	VEGETABLES			✓	✓	✓	✓	✓	✓
referee	SPORTS					✓	✓	✓	✓
referee	SPORTS					✓	✓	✓	✓
referral	MEDICAL					✓	✓	✓	✓
refrigerator	HOUSEHOLD				✓	✓	✓	✓	✓
relative	PEOPLE					✓	✓	✓	✓
relish	EAT				2				
relish	FOOD				2	✓	✓	✓	✓
remember	KNOW +		✓	✓	✓	✓	✓	✓	✓
report	SCHOOL THING				✓	✓	✓	✓	✓
report card	SCHOOL THING				2	✓	✓	✓	✓
reporter	CAREERS			2	✓	✓	✓	✓	✓
Republican	NEWS			✓	✓	✓	✓	✓	✓
Resource Room	SCHOOL PLACE		2	✓	✓	✓	✓	✓	✓
restaurant	HOME								✓
restaurant	GO		✓						
restaurant	PLACES		✓	✓	✓	✓	✓	✓	✓
restroom	HOME					✓	✓	✓	✓
restroom	SCHOOL PLACES		✓	✓	✓	✓	✓	✓	✓
reunion	EVENTS				✓	✓	✓	✓	✓
rhinoceros	ANIMALS			✓	✓	✓	✓	✓	✓
Rhode Island	STATES			2	✓	✓	✓	✓	✓
ribbon	PARTY			✓	✓	✓	✓	✓	✓
rice	DINNER				✓	✓	✓	✓	✓
rice	VEGETABLES			✓	✓	✓	✓	✓	✓
rich	DESCRIBE							✓	✓
ride	HOME							✓	✓
ride	VERBS					✓	✓	✓	✓

Developing Language Alpha Sort		Grid Size/Gateway Page							
Word/Folder	Page	3*4 12	4*6 20	5*7 30	5*9 40	6*11 60	8*11 80	9*12 99	10*14 130
right	LIT WRDS			✓	✓	✓	✓	✓	✓
right	DESCRIBE	✓	✓	✓	✓	✓	✓	✓	✓
right	WEAR/DES		✓	✓					
right	EAT/DESCRIBE		✓	✓					
right	MAKE/DES		✓	✓					
right	SCHOOL THING			✓	2	✓	✓	✓	✓
ring	WEAR	✓							
ring	CLOTHES				2	✓	✓	✓	✓
rink	SPORTS					✓	✓	✓	✓
roast beef	LUNCH		✓	✓	✓	✓	✓	✓	✓
robbery	NEWS			✓	✓	✓	✓	✓	✓
robe	WEAR		2	✓					
robe	CLOTHES				✓	✓	✓	✓	✓
robot	TOYS			2	2	✓	✓	✓	✓
Roll	DO/DESCRIBE		✓						
roller	Tools					✓	✓	✓	✓
rooster	ANIMALS			2	✓	✓	✓	✓	✓
root	NATURE				✓	✓	✓	✓	✓
root beer	DRINKS				✓	✓	✓	✓	✓
Rosh Hashanah	HOLIDAYS		✓		✓	✓	✓	✓	✓
rough	WEAR/DES		✓	✓					
round	COLORS			✓	✓	✓	✓	✓	✓
round	EAT/COLORS		✓	✓					
ruler	SCHOOL THING			✓	✓	✓	✓	✓	✓
run	VERBS						✓	✓	✓
run	WALK+		✓	✓	✓	✓			
running	SPORTS					✓	✓	✓	✓
running shoes	CLOTHES				2	✓	✓	✓	✓
Russia	WORLD PLACES				✓	✓	✓	✓	✓
RV	VEHICLE					2	✓	✓	✓
S.T.	CAREERS	✓	✓	✓	✓	✓	✓	✓	✓
S'more	SNACKS				✓	✓	✓	✓	✓
sacrament	EVENTS				✓	✓	✓	✓	✓
sad	HOME								✓
sad	DESCRIBE		✓	✓	✓	✓	✓	✓	✓
sailboat	VEHICLE			✓	✓	✓	✓	✓	✓
salad	LUNCH	✓	✓	✓	✓	✓	✓	✓	✓

Developing Language Alpha Sort		Grid Size/Gateway Page							
Word/Folder	Page	3*4 12	4*6 20	5*7 30	5*9 40	6*11 60	8*11 80	9*12 99	10*14 130
salt	EAT				2				
salt	FOOD				2		✓	✓	✓
same	DESCRIBE	✓	✓	✓	✓	✓	✓	✓	✓
same	WEAR/DES		✓	✓					
same	MAKE/DES		✓	✓					
sand	NATURE				2	✓	✓	✓	✓
sandals	WEAR	✓							
sandals	CLOTHES				✓	✓	✓	✓	✓
sandpaper	Tools					✓	✓	✓	✓
sandwich	EAT		✓	✓	✓				
sandwich	FOOD				✓	✓	✓	✓	✓
sandwich	MAKE		✓	✓					
sanitizer	THINGS					✓	✓	✓	✓
sanitizer	HYGIENE				✓	✓	✓	✓	✓
Saturday	DESCRIBE		2	✓	✓				
Saturday	TIME					✓	✓	✓	✓
Saturday	DAYS								✓
Saturn	PLANETS		✓	✓	✓	✓	✓	✓	✓
sauce	DINNER					✓	✓	✓	✓
sausage	BREAKFAST	✓	✓	✓	✓	✓	✓	✓	✓
saw	THINGS								✓
saw	Tools					✓	✓	✓	✓
say	SAY +		✓	✓	✓	✓	✓	✓	✓
Say+	HOME					✓	✓	✓	✓
SAY+	VERBS		✓	✓	✓				
scared	DESCRIBE					✓	✓	✓	✓
scarf	WEAR		✓	✓					
scarf	CLOTHES				✓	✓	✓	✓	✓
school	HOME						✓	✓	✓
School	GO	✓	✓						
school	PLACES		✓	✓	✓	✓	✓	✓	✓
school	SCHOOL PLACE		✓	✓	✓	✓	✓	✓	✓
school	SCHOOL PLACES		✓	✓	✓	✓	✓	✓	✓
school bus	SCHOOL THING		✓	✓	✓	✓	✓	✓	✓
school lunch	LUNCH	✓	✓	✓	✓	✓	✓	✓	✓
school store	SCHOOL PLACE			✓	✓	✓	✓	✓	✓

Developing Language Alpha Sort		Grid Size/Gateway Page							
Word/Folder	Page	3*4 12	4*6 20	5*7 30	5*9 40	6*11 60	8*11 80	9*12 99	10*14 130
scissors	COLORS			✓	✓	✓	✓	✓	✓
scissors	SCHOOL THING		✓	✓	✓	✓	✓	✓	✓
scooter	TOYS			2	2	✓	✓	✓	✓
score	THINGS						✓	✓	✓
score	SPORTS					✓	✓	✓	✓
scrambled	EAT/DESCRIBE		✓	✓					
scrambled	BREAKFAST		✓	✓	✓	✓	✓	✓	✓
scream	SAY +						✓	✓	✓
screw	THINGS								✓
screw	Tools					✓	✓	✓	✓
screwdriver	THINGS								✓
screwdriver	Tools					✓	✓	✓	✓
scribble	VERBS							✓	✓
scribble	WRITE +					✓	✓	✓	✓
seal	ANIMALS			✓	✓	✓	✓	✓	✓
second	TIME		✓	✓	✓	✓	✓	✓	✓
secret	THINGS		✓	✓	✓		✓	✓	✓
secret	PARTY			✓	✓	✓	✓	✓	✓
secret	PARTY			✓	✓	✓	✓	✓	✓
secretary	CAREERS	✓	✓	✓	✓	✓	✓	✓	✓
see	SEE+		✓	✓	✓	✓	✓	✓	✓
SEE+	HOME			✓	✓	✓	✓	✓	✓
SEE+	VERBS		✓						
seeds	NATURE				✓	✓	✓	✓	✓
selfie	THINGS						✓	✓	✓
selfie	LEISURE				✓	✓	✓	✓	✓
sell	VERBS						✓	✓	✓
sell	BUY+		✓	✓	✓	✓			
semi truck	VEHICLE					✓	✓	✓	✓
Senator	NEWS			✓	✓	✓	✓	✓	✓
send	HOME							✓	✓
send	WRITE +				✓	✓	✓	✓	✓
September	TIME					✓	✓	✓	✓
September	MONTHS			✓	✓				✓
shade	HOUSEHOLD					✓	✓	✓	✓
shades	WEAR	2	✓	✓					
shades	CLOTHES				✓	✓	✓	✓	✓

Developing Language Alpha Sort		Grid Size/Gateway Page							
Word/Folder	Page	3*4 12	4*6 20	5*7 30	5*9 40	6*11 60	8*11 80	9*12 99	10*14 130
shampoo	HOUSEHOLD				✓	✓	✓	✓	✓
shark	ANIMALS			2	2	✓	✓	✓	✓
she	HOME					✓	✓	✓	✓
she	QUESTION		✓	✓	✓	✓	✓	✓	✓
she	PRONOUNS	✓	✓	✓	✓	✓	✓		
she	MOM+				✓				
she'd	PRONOUNS							✓	✓
she'll	PRONOUNS							✓	✓
she's	PRONOUNS				✓	✓	✓	✓	✓
sheets	HOUSEHOLD				✓	✓	✓	✓	✓
shell	NATURE				2	✓	✓	✓	✓
ship	VEHICLE			✓	✓	✓	✓	✓	✓
shirt	WEAR	✓	✓	✓					
shirt	CLOTHES				✓	✓	✓	✓	✓
shoes	WEAR	✓	✓	✓					
shoes	CLOTHES				✓	✓	✓	✓	✓
shoot	SPORTS					✓	✓	✓	✓
shooting	NEWS			✓	✓	✓	✓	✓	✓
shop	VERBS						✓	✓	✓
shop	BUY+		✓	✓	✓	✓			
shopping	LEISURE				✓	✓	✓	✓	✓
short	DESCRIBE				2	✓	✓	✓	✓
short	WEAR/DES		✓	✓					
shorts	WEAR	2	2	✓					
shorts	CLOTHES				✓	✓	✓	✓	✓
shot	MEDICAL					✓	✓	✓	✓
should	HOME							✓	✓
should	QUESTION	✓	✓	✓				✓	✓
should	VERBS							✓	✓
should	COULD+			✓	✓	✓	✓		
shoulder	BODY PARTS				✓	✓	✓	✓	✓
shouldn't	QUESTION							✓	✓
shouldn't	COULD+			✓	✓	✓	✓		
shovel	Tools					✓	✓	✓	✓
show	VERBS			✓	✓	✓	✓	✓	✓
show	SEE+			✓	✓	✓	✓	✓	✓
shower	HYGIENE				✓	✓	✓	✓	✓

Developing Language Alpha Sort		Grid Size/Gateway Page							
Word/Folder	Page	3*4 12	4*6 20	5*7 30	5*9 40	6*11 60	8*11 80	9*12 99	10*14 130
shower chair	HOUSEHOLD						✓	✓	✓
shrimp	DINNER				✓	✓	✓	✓	✓
sibling	PEOPLE				✓	✓	✓	✓	✓
sick	DESCRIBE		✓	✓	✓	✓	✓	✓	✓
sing	SAY +				✓	✓	✓	✓	✓
singer	CAREERS			2	✓	✓	✓	✓	✓
sink	HOUSEHOLD				✓	✓	✓	✓	✓
sister	MOM+				✓				
sister	PEOPLE	2	✓	✓	✓	✓	✓	✓	✓
sit	VERBS			✓	✓	✓	✓	✓	✓
skateboard	VEHICLE				✓	✓	✓	✓	✓
skateboard	TOYS			2	2	✓	✓	✓	✓
skates	SPORTS					✓	✓	✓	✓
skates	CLOTHES					✓	✓	✓	✓
skiing	LEISURE				✓	✓	✓	✓	✓
skinny	DESCRIBE						✓	✓	✓
skip	VERBS						✓	✓	✓
skip	WALK+				✓	✓			
skirt	WEAR		2	✓					
skirt	CLOTHES					✓	✓	✓	✓
skunk	ANIMALS			2	✓	✓	✓	✓	✓
sky	NATURE				✓	✓	✓	✓	✓
skype	THINGS								✓
Skype	LEISURE				✓	✓	✓	✓	✓
sled	VEHICLE			✓	✓	✓	✓	✓	✓
sled	TOYS			2	2	✓	✓	✓	✓
sleep	VERBS		✓	✓	✓	✓	✓	✓	✓
sleet	NATURE				✓	✓	✓	✓	✓
slinky	TOYS			2	✓	✓	✓	✓	✓
slippers	WEAR		✓	✓					
slippers	CLOTHES				✓	✓	✓	✓	✓
slow	DESCRIBE				2	✓	✓	✓	✓
Slow	DO/DESCRIBE		✓						
small	DESCRIBE					✓	✓	✓	✓
smart	DESCRIBE				2	✓	✓	✓	✓
smoothie	DRINKS			✓	✓	✓	✓	✓	✓
snack	EAT		✓	✓	✓				

Developing Language Alpha Sort		Grid Size/Gateway Page							
Word/Folder	Page	3*4 12	4*6 20	5*7 30	5*9 40	6*11 60	8*11 80	9*12 99	10*14 130
SNACKS	FOOD/DRINK	✓							
SNACKS	EAT		✓	✓	✓				
SNACKS	FOOD				✓	✓	✓	✓	✓
snake	ANIMALS			2	2	2	2	✓	✓
Snickers	SNACKS				✓	✓	✓	✓	✓
snow	THINGS				✓	✓	✓	✓	✓
snow	NATURE				✓	✓	✓	✓	✓
snow blower	Tools					✓	✓	✓	✓
snow day	THINGS					✓	✓	✓	✓
snowboard	VEHICLE				✓	✓	✓	✓	✓
snowman	MAKE		✓	✓					
snowplow	Tools					✓	✓	✓	✓
so	LIT WRDS				✓	✓	✓	✓	✓
soap	HYGIENE				✓	✓	✓	✓	✓
soap	HOUSEHOLD				✓	✓	✓	✓	✓
soccer	THINGS						✓	✓	✓
soccer	SPORTS					✓	✓	✓	✓
soccer	TOYS			2	2	2		✓	✓
soccer game	EVENTS				✓	✓	✓	✓	✓
soccer game	PLACES							✓	✓
Social Studies	SCHOOL PLACE		2	✓	✓	✓	✓	✓	✓
socks	WEAR	✓	✓	✓					
socks	CLOTHES				✓	✓	✓	✓	✓
soda	EAT				2				
soda	FOOD				2	✓	✓	✓	✓
soda	DRINKS		✓	✓	✓	✓	✓	✓	✓
soft	DESCRIBE	✓					✓	✓	✓
Soft	DO/DESCRIBE		✓						
soft	WEAR/DES		✓	✓					
soft	EAT/DESCRIBE		✓	✓					
soft	MAKE/DES		✓	✓					
softener	HYGIENE				✓	✓	✓	✓	✓
solar system	PLANETS		✓	✓	✓	✓	✓	✓	✓
some	LIT WRDS					✓	✓	✓	✓
some	THINGS				✓	✓	✓	✓	✓
some	VEGETABLES			✓	✓	✓	✓	✓	✓
something	THINGS		✓	✓	✓	✓	✓	✓	✓

Developing Language Alpha Sort		Grid Size/Gateway Page							
Word/Folder	Page	3*4 12	4*6 20	5*7 30	5*9 40	6*11 60	8*11 80	9*12 99	10*14 130
sometimes	TIME			✓	✓	✓	✓	✓	✓
son	DAD+				✓				
son	PEOPLE			✓	✓	✓	✓	✓	✓
son	Boy+			✓	✓	✓	✓	✓	✓
song	PARTY			✓	✓	✓	✓	✓	✓
soon	TIME		✓	✓	✓	✓	✓	✓	✓
Sorry	TOYS			2	✓	✓	✓	✓	✓
Sorter	PLAY			✓					
sorter	TOYS			2	2	2	✓	✓	✓
soup	EAT			2	2				
soup	FOOD				2			✓	✓
soup	LUNCH	✓							
soup	DINNER	✓	✓	✓					
South America	WORLD PLACES		✓	✓	✓	✓	✓	✓	✓
South Carolina	STATES			2	✓	✓	✓	✓	✓
South Dakota	STATES			2	2	✓	✓	✓	✓
Space	DATES		✓	✓	✓	✓	✓	✓	✓
space	MONEY				✓	✓	✓	✓	✓
space shuttle	VEHICLE				✓	✓	✓	✓	✓
spaceship	VEHICLE				✓	✓	✓	✓	✓
spade	Tools					✓	✓	✓	✓
spaghetti	EAT			2	2				
spaghetti	FOOD				2			✓	✓
spaghetti	DINNER	✓	✓	✓	✓	✓	✓	✓	✓
spaghetti and meatballs	EAT			2	2				
Spaghetti and meatballs	FOOD				2	✓	✓		
spatula	HOUSEHOLD				✓	✓	✓	✓	✓
speak	SAY +					✓	✓	✓	✓
Speech	SCHOOL PLACE		✓	✓	✓	✓	✓	✓	✓
spell	WRITE +		✓	✓	✓	✓	✓	✓	✓
spider	ANIMALS			2	2	✓	✓	✓	✓
spinach	VEGETABLES			✓	✓	✓	✓	✓	✓
spinner	TOYS			✓	✓	✓	✓	✓	✓
spoon	THINGS		✓						
spoon	HOUSEHOLD				✓	✓	✓	✓	✓

Developing Language Alpha Sort		Grid Size/Gateway Page							
Word/Folder	Page	3*4 12	4*6 20	5*7 30	5*9 40	6*11 60	8*11 80	9*12 99	10*14 130
sports	LEISURE				✓	✓	✓	✓	✓
sports	SPORTS					✓	✓	✓	✓
sports	PLAY	✓							
sports	SCHOOL THING				2	✓	✓	✓	✓
spring	TIME		✓	✓	✓	✓	✓	✓	✓
Sprite	DRINKS			✓	✓	✓	✓	✓	✓
square	COLORS		✓	✓	✓	✓	✓	✓	✓
square	EAT/COLORS		✓	✓					
squash	VEGETABLES				✓	✓	✓	✓	✓
squirrel	ANIMALS			2	✓	✓	✓	✓	✓
St. Patrick's Day	HOLIDAYS		✓		✓	✓	✓	✓	✓
Stack	DO/DESCRIBE		✓						
Stack toy	PLAY			✓					
stack toy	TOYS			2	2	2	✓	✓	✓
stadium	SPORTS					✓	✓	✓	✓
stadium	PLACES							✓	✓
stairs	HOUSEHOLD					✓	✓	✓	✓
stand	VERBS						✓	✓	✓
stand	WALK+		✓	✓	✓	✓			
stapler	COLORS			✓	✓	✓	✓	✓	✓
star	COLORS		✓	✓	✓	✓	✓	✓	✓
star	NATURE				✓	✓	✓	✓	✓
stars	PLANETS		✓	✓	✓	✓	✓	✓	✓
state	WORLD PLACES		✓	✓	✓	✓	✓	✓	✓
STATES	PLACES				✓	✓	✓	✓	✓
STATES	SCHOOL PLACE				✓	✓	✓	✓	✓
Statue of Liberty	WORLD PLACES		✓	✓	2	✓	✓	✓	✓
steak	DINNER				✓	✓	✓	✓	✓
stem	NATURE				✓	✓	✓	✓	✓
step stool	Tools					✓	✓	✓	✓
stew	DINNER		✓	✓					
sticky	EAT/DESCRIBE		✓	✓					
sticky	MAKE/DES		✓	✓					
stomach	THINGS						✓	✓	✓
stomach	BODY PARTS				✓	✓	✓	✓	✓
stop	HOME						✓	✓	✓
stop	VERBS		✓	✓	✓	✓			✓

Developing Language Alpha Sort		Grid Size/Gateway Page							
Word/Folder	Page	3*4 12	4*6 20	5*7 30	5*9 40	6*11 60	8*11 80	9*12 99	10*14 130
store	PLACES		✓	✓	✓	✓	✓	✓	✓
storm	NATURE				✓	✓	✓	✓	✓
story	THINGS								✓
story	LEISURE					✓	✓	✓	✓
stove	HOUSEHOLD					✓	✓	✓	✓
strawberry	EAT			2	2				
strawberry	EAT/COLORS		✓	✓					
strawberry	FOOD				2	✓	✓	✓	✓
strawberry	FRUITS		✓	✓	✓	✓	✓	✓	✓
strawberry	DRINKS	✓	✓	✓	✓	✓	✓	✓	✓
strike	SPORTS					✓	✓	✓	✓
strike	SPORTS					✓	✓	✓	✓
stripes	WEAR/DES		✓	✓					
stroller	VEHICLE			✓	✓	✓	✓	✓	✓
study	VERBS						✓	✓	✓
study	KNOW +				✓	✓	✓	✓	✓
study	SCHOOL THING			✓	✓	✓	✓	✓	✓
Study Hall	SCHOOL PLACE			✓	✓	✓	✓	✓	✓
stuffing	DINNER				✓	✓	✓	✓	✓
subject	GRAMMAR WRD				✓		✓	✓	✓
submarine	VEHICLE			✓	✓	✓	✓	✓	✓
subtract	VERBS							✓	✓
subtract	ADD+			✓	✓	✓	✓		
subtract	MATH			2	2	✓	✓	✓	✓
suction	MEDICAL					✓	✓	✓	✓
summer	TIME		✓	✓	✓	✓	✓	✓	✓
sun	THINGS				✓	✓	✓	✓	✓
sun	NATURE				✓	✓	✓	✓	✓
sun	PLANETS		✓	✓	✓	✓	✓	✓	✓
Sunday	DESCRIBE		2	✓	✓				
Sunday	TIME					✓	✓	✓	✓
Sunday	DAYS								✓
Super Bowl	SPORTS					✓	✓	✓	✓
Super Bowl	EVENTS				✓	✓	✓	✓	✓
supplies	SCHOOL THING				2	✓	✓	✓	✓
surprise	VERBS					✓	✓	✓	✓
surprise	PARTY			✓	✓	✓	✓	✓	✓

Developing Language Alpha Sort		Grid Size/Gateway Page							
Word/Folder	Page	3*4 12	4*6 20	5*7 30	5*9 40	6*11 60	8*11 80	9*12 99	10*14 130
sushi	DINNER				✓	✓	✓	✓	✓
swan	ANIMALS				2	2	✓	✓	✓
sweater	WEAR	2	✓	✓					
sweater	CLOTHES				✓	✓	✓	✓	✓
sweatshirt	CLOTHES					✓	✓	✓	✓
Sweden	WORLD PLACES				✓	✓	✓	✓	✓
sweet 16	PARTY				✓	✓	✓	✓	✓
sweet 16	PARTY				✓	✓	✓	✓	✓
sweet potato	VEGETABLES			✓	✓	✓	✓	✓	✓
swim	VERBS		✓	✓	✓	✓	✓	✓	✓
swimming	SPORTS					✓	✓	✓	✓
swimsuit	WEAR	2	✓	✓					
swimsuit	CLOTHES				✓	✓	✓	✓	✓
swing	THINGS		✓	✓	✓	✓	✓	✓	✓
swing	LEISURE				✓	✓	✓	✓	✓
swing	PLAY		✓	✓					
swing	TOYS			✓	✓	✓	✓	✓	✓
Swing	GO	✓	✓						
switch	MEDICAL					✓	✓	✓	✓
syrup	BREAKFAST	✓	✓	✓	✓	✓	✓	✓	✓
t-shirt	WEAR		2	✓					
t-shirt	CLOTHES				✓	✓	✓	✓	✓
table	HOUSEHOLD				✓	✓	✓	✓	✓
taco	EAT			2	2				
taco	FOOD				2	✓	✓	✓	✓
taco	LUNCH	✓							
taco	DINNER	✓	✓	✓	✓	✓	✓	✓	✓
take	HOME					✓	✓	✓	✓
take	VERBS							✓	✓
take	GET+		✓	✓					
talk	SAY +		✓	✓	✓	✓	✓	✓	✓
tampon	HYGIENE					✓	✓	✓	✓
tape	SCHOOL THING				2	✓	✓	✓	✓
Target	PLACES		2	✓	✓	✓	✓	✓	✓
taste	VERBS							✓	✓
taste	COOK+		✓	✓	✓	✓	✓		
taxi	THINGS							✓	✓

Developing Language Alpha Sort		Grid Size/Gateway Page							
Word/Folder	Page	3*4 12	4*6 20	5*7 30	5*9 40	6*11 60	8*11 80	9*12 99	10*14 130
tea	EAT				2				
tea	FOOD				2		✓	✓	✓
tea	DRINKS			✓	✓	✓	✓	✓	✓
teach	VERBS						✓	✓	✓
teach	KNOW +			✓	✓	✓	✓	✓	✓
teacher	HOME							✓	✓
teacher	PEOPLE	2	✓	✓	✓	✓	✓	✓	✓
teacher	CAREERS			✓	✓	✓	✓	✓	✓
team	THINGS					✓	✓	✓	✓
team	SCHOOL THING				2	✓	✓	✓	✓
teddy bear	PLAY		✓	✓					
teen	PEOPLE					✓	✓	✓	✓
teeth	BODY PARTS				✓	✓	✓	✓	✓
tell	HOME								✓
tell	VERBS							✓	✓
tell	SAY +		✓	✓	✓	✓	✓	✓	✓
ten dollars	MONEY				✓	✓	✓	✓	✓
Tennessee	STATES			2	2	✓	✓	✓	✓
tennis	SPORTS								✓
test	SCHOOL THING				✓	✓	✓	✓	✓
Texas	STATES			2	2	✓	✓	✓	✓
text	VERBS							✓	✓
text	WRITE +			✓	✓	✓	✓	✓	✓
text	THINGS				✓		✓	✓	✓
text	LEISURE				✓	✓	✓	✓	✓
Thailand	WORLD PLACES				✓	✓	✓	✓	✓
than	LIT WRDS				✓	✓	✓	✓	✓
Thanksgiving Day	HOLIDAYS		✓		✓	✓	✓	✓	✓
that	QUESTION				✓	✓	✓	✓	✓
that	LIT WRDS		✓	✓			✓	✓	✓
that	THIS +				✓	✓	✓	✓	✓
that	MAKE		✓	✓					
the	HOME				✓	✓	✓	✓	✓
the	QUESTION				✓	✓	✓	✓	✓
the	CAREERS		✓	✓	✓	✓	✓	✓	✓
the	LIT WRDS		✓	✓				✓	✓

Developing Language Alpha Sort		Grid Size/Gateway Page							
Word/Folder	Page	3*4 12	4*6 20	5*7 30	5*9 40	6*11 60	8*11 80	9*12 99	10*14 130
the	ANIMALS			✓	✓	✓	✓	✓	✓
the	HYGIENE				✓	✓	✓	✓	✓
the	LEISURE				✓	✓	✓	✓	✓
the	MEDICAL					✓	✓	✓	✓
the	MONEY				✓	✓	✓	✓	✓
the	NATURE				✓	✓	✓	✓	✓
the	PARTY			✓	✓	✓	✓	✓	✓
the	SPORTS					✓	✓	✓	✓
the	SPORTS					✓	✓	✓	✓
the	Tools					✓	✓	✓	✓
the	VEHICLE			✓	✓	✓	✓	✓	✓
the	PLAY		✓	✓					
the	TOYS			✓	✓	✓	✓	✓	✓
the	CLOTHES				✓	✓	✓	✓	✓
the	EAT								
the	FOOD				✓	✓	✓	✓	✓
the	BREAKFAST		✓	✓	✓	✓	✓	✓	✓
the	LUNCH		✓	✓	✓	✓	✓	✓	✓
the	DINNER				✓	✓	✓	✓	✓
the	VEGETABLES			✓	✓	✓	✓	✓	✓
the	FRUITS		✓	✓	✓	✓	✓	✓	✓
the	DRINKS				✓	✓	✓	✓	✓
the	SNACKS		✓	✓	✓	✓	✓	✓	✓
the	PARTY			✓	✓	✓	✓	✓	✓
the	EVENTS				✓	✓	✓	✓	✓
the	HOUSEHOLD				✓	✓	✓	✓	✓
the	PLANETS				✓	✓	✓	✓	✓
the	SCHOOL THING		✓	✓	✓	✓	✓	✓	✓
the	GRAMMAR WRD				✓		✓	✓	✓
the	GRAMMAR WRD				✓		✓	✓	✓
the	NEWS			✓	✓	✓	✓	✓	✓
their	PRONOUNS		✓	✓		✓			
their	PEOPLE			✓	✓	✓	✓	✓	✓
their	BODY PARTS					✓	✓	✓	✓
them	PRONOUNS		✓	✓		✓			
themselves	PRONOUNS		✓	✓	✓	✓	✓	✓	✓
then	TIME				✓	✓	✓	✓	✓

Developing Language Alpha Sort		Grid Size/Gateway Page							
Word/Folder	Page	3*4 12	4*6 20	5*7 30	5*9 40	6*11 60	8*11 80	9*12 99	10*14 130
therapist	CAREERS		✓	✓	✓	✓	✓	✓	✓
therapy	HOME						✓	✓	✓
therapy	GO	✓							
therapy	PLACES		✓	✓	✓	✓	✓	✓	✓
therapy	SCHOOL PLACE		2	✓	✓	✓	✓	✓	✓
there	LIT WRDS		✓	✓	✓	✓	✓	✓	✓
there	HERE +								✓
thermometer	MEDICAL					✓	✓	✓	✓
thermostat	HOUSEHOLD						✓	✓	✓
these	QUESTION				✓	✓	✓	✓	✓
these	LIT WRDS			✓			✓	✓	✓
these	THIS +				✓	✓	✓	✓	✓
they	HOME					✓	✓	✓	✓
they	QUESTION		✓	✓	✓	✓	✓	✓	✓
they	PRONOUNS		✓	✓		✓			
they'd	PRONOUNS							✓	✓
they'll	PRONOUNS							✓	✓
they're	PRONOUNS					✓	✓	✓	✓
thick	DESCRIBE				2	✓	✓	✓	✓
thick	WEAR/DES		✓	✓					
thick	MAKE/DES		✓	✓					
thin	DESCRIBE				2	✓	✓	✓	✓
thin	WEAR/DES		✓	✓					
thin	MAKE/DES		✓	✓					
thing	THINGS		✓	✓	✓	✓	✓	✓	✓
thing	GRAMMAR WORDS				✓		✓	✓	✓
THINGS	HOME		✓	✓	✓	✓	✓	✓	✓
think	KNOW +		✓	✓	✓	✓	✓	✓	✓
this	QUESTION				✓	✓	✓	✓	✓
this	LIT WRDS		✓	✓			✓	✓	✓
this	THIS +				✓	✓	✓	✓	✓
THIS+	HOME				✓	✓	✓	✓	✓
those	QUESTION				✓	✓	✓	✓	✓
those	LIT WRDS		✓	✓			✓	✓	✓
those	THIS +				✓	✓	✓	✓	✓
throat	THINGS				✓	✓	✓	✓	✓
throat	BODY PARTS					✓	✓	✓	✓

Developing Language Alpha Sort		Grid Size/Gateway Page							
Word/Folder	Page	3*4 12	4*6 20	5*7 30	5*9 40	6*11 60	8*11 80	9*12 99	10*14 130
throw	VERBS					✓	✓	✓	✓
Throw	PUSH+				✓				
thumb	BODY PARTS				✓	✓	✓	✓	✓
thunder	NATURE				2	✓	✓	✓	✓
Thursday	DESCRIBE		2	✓	✓				
Thursday	TIME					✓	✓	✓	✓
Thursday	DAYS								✓
tic-tac-toe	TOYS			✓	✓	✓	✓	✓	✓
ticket	SPORTS					✓	✓	✓	✓
tie	CLOTHES					✓	✓	✓	✓
tiger	ANIMALS			✓	✓	✓	✓	✓	✓
tights	WEAR		2	✓					
tights	CLOTHES				✓	✓	✓	✓	✓
TIME	HOME						✓	✓	✓
time	DESCRIBE			✓	✓				
TIME	DESCRIBE		2	2	✓				
time	TIME		✓	✓	✓	✓	✓	✓	✓
tiny	DESCRIBE					✓	✓	✓	✓
tired	DESCRIBE				2	✓	✓		✓
tissue	THINGS			✓		✓	✓	✓	✓
tissue	HYGIENE				✓	✓	✓	✓	✓
tissue	HOUSEHOLD				✓	✓	✓	✓	✓
to	HOME			✓	✓	✓	✓	✓	✓
to	LIT WRDS		✓						✓
To	GO		✓						
to	PLACES					✓	✓	✓	✓
to	WORLD PLACES		✓	✓	✓	✓	✓	✓	✓
to	PLANETS		✓	✓	✓	✓	✓	✓	✓
to	STATES			✓	✓	✓	✓	✓	✓
to	SCHOOL PLACE		✓	✓	✓	✓	✓	✓	✓
to a	PLACES				✓	✓	✓	✓	✓
to a	PLANETS		✓	✓	✓	✓	✓	✓	✓
to a	SCHOOL PLACES						✓	✓	✓
to be	HELPING VBS				✓				
to do	DO+		✓	✓	✓	✓	✓	✓	✓
to the	PLACES		✓	✓	✓	✓	✓	✓	✓

Developing Language Alpha Sort		Grid Size/Gateway Page							
Word/Folder	Page	3*4 12	4*6 20	5*7 30	5*9 40	6*11 60	8*11 80	9*12 99	10*14 130
to the	SCHOOL PLACES		✓	✓	✓	✓	✓	✓	✓
toast	EAT			2	2				
toast	FOOD				2	✓	✓	✓	✓
toast	BREAKFAST	✓	✓	✓			✓	✓	✓
toasted	EAT/DESCRIBE		✓	✓					
today	HOME								✓
today	DESCRIBE		2	2	✓				
today	TIME					✓	✓	✓	✓
toe	BODY PARTS				✓	✓	✓	✓	✓
toenail	BODY PARTS					✓	✓	✓	✓
toilet	HYGIENE				✓	✓	✓	✓	✓
toilet paper	HYGIENE				✓	✓	✓	✓	✓
tomato	EAT			2	2				
tomato	FOOD				2	✓	✓	✓	✓
tomato	LUNCH		✓	✓	✓	✓	✓	✓	✓
tomato	DINNER		✓	✓					
tomato	VEGETABLES				✓	✓	✓	✓	✓
tomorrow	HOME								✓
tomorrow	DESCRIBE		2	2	✓				
tomorrow	TIME					✓	✓	✓	✓
tongue	BODY PARTS				✓	✓	✓	✓	✓
too	LIT WRDS				✓	✓	✓	✓	✓
tool	Tools					✓	✓	✓	✓
tooth	BODY PARTS				✓	✓	✓	✓	✓
toothbrush	HYGIENE				✓	✓	✓	✓	✓
toothbrush	HOUSEHOLD				✓	✓	✓	✓	✓
toothpaste	HYGIENE				✓	✓	✓	✓	✓
toothpaste	HOUSEHOLD				✓	✓	✓	✓	✓
top	LIT WRDS				2	✓	✓	✓	✓
tornado	NATURE				✓	✓	✓	✓	✓
tornado	NEWS			✓	✓	✓	✓	✓	✓
tortellini	DINNER				✓	✓	✓	✓	✓
touchdown	SPORTS					✓	✓	✓	✓
tournament	EVENTS				✓	✓	✓	✓	✓
towel	HYGIENE				✓	✓	✓	✓	✓
towel	HOUSEHOLD				✓	✓	✓	✓	✓

Developing Language Alpha Sort		Grid Size/Gateway Page							
Word/Folder	Page	3*4 12	4*6 20	5*7 30	5*9 40	6*11 60	8*11 80	9*12 99	10*14 130
toy	TOYS			✓	✓	✓	✓	✓	✓
toy people	PLAY			✓					
toy people	TOYS			✓	✓	✓	✓	✓	✓
TOYS	HOME			✓	✓	✓	✓	✓	✓
trach tube	MEDICAL					✓	✓	✓	✓
track	SPORTS								✓
track meet	PLACES								✓
tractor	VEHICLE			✓	✓	✓	✓	✓	✓
train	VEHICLE			✓	✓	✓	✓	✓	✓
train	TOYS					✓			✓
train derailment	NEWS				✓	✓	✓	✓	✓
train station	PLACES					✓	✓	✓	✓
Trampoline	GO	✓	✓						
trash can	SCHOOL THING				✓	✓	✓	✓	✓
trash collector	CAREERS					✓	✓	✓	✓
travel	LEISURE				✓	✓	✓	✓	✓
tree	NATURE				✓	✓	✓	✓	✓
triangle	COLORS		✓	✓	✓	✓	✓	✓	✓
triangle	EAT/COLORS		✓	✓					
tricycle	VEHICLE			✓	✓	✓	✓	✓	✓
tricycle	TOYS			2	2	✓	✓	✓	✓
trophy	SPORTS					✓	✓	✓	✓
truck	THINGS					✓	✓	✓	✓
truck	VEHICLE			✓	✓	✓	✓	✓	✓
true	DESCRIBE				2	✓	✓	✓	✓
trunk	NATURE				✓	✓	✓	✓	✓
try	VERBS					✓	✓	✓	✓
Tuesday	DESCRIBE		2	✓	✓				
Tuesday	TIME					✓	✓	✓	✓
Tuesday	DAYS								✓
tuna	LUNCH		✓	✓	✓	✓	✓	✓	✓
turkey	ANIMALS			2	✓	✓	✓	✓	✓
turkey	LUNCH		✓	✓	✓	✓	✓	✓	✓
turkey	DINNER				✓	✓	✓	✓	✓
turn	PUSH+				✓				
turn on	VERBS						✓	✓	✓
TV	THINGS		✓	✓	✓	✓	✓	✓	✓

Developing Language Alpha Sort		Grid Size/Gateway Page							
Word/Folder	Page	3*4 12	4*6 20	5*7 30	5*9 40	6*11 60	8*11 80	9*12 99	10*14 130
TV	HOUSEHOLD					✓	✓	✓	✓
tweezers	HYGIENE				✓	✓	✓	✓	✓
twenty dollars	MONEY				✓	✓	✓	✓	✓
type	WRITE +								✓
Uggs	CLOTHES				2	✓	✓	✓	✓
ugly	DESCRIBE				2	✓	✓	✓	✓
ugly	WEAR/DES		✓	✓					
ugly	MAKE/DES		✓	✓					
umbrella	WEAR	2	✓	✓					
umbrella	CLOTHES				✓	✓	✓	✓	✓
uncle	DAD+				✓				
uncle	PEOPLE	2	✓	✓	✓	✓	✓	✓	✓
uncle	Boy+			✓	✓	✓	✓	✓	✓
under	LIT WRDS		✓	✓	✓	✓	✓	✓	✓
underpants	WEAR	✓	✓	✓					
underpants	CLOTHES				✓	✓	✓	✓	✓
undershirt	WEAR	✓	✓	✓					
undershirt	CLOTHES				✓	✓	✓	✓	✓
understand	HOME								✓
understand	KNOW +		✓	✓	✓	✓	✓	✓	✓
uniform	WEAR		2						
uniform	CLOTHES				✓	✓	✓	✓	✓
uniform	SCHOOL THING				2	✓	✓	✓	✓
United Kingdom	WORLD PLACES				✓	✓	✓	✓	✓
United Nations	NEWS				✓	✓	✓	✓	✓
United States	WORLD PLACES				✓	✓	✓	✓	✓
universe	PLANETS		✓	✓	✓	✓	✓	✓	✓
unlucky	DESCRIBE								✓
Uno	TOYS			2	✓	✓	✓	✓	✓
until	TIME				✓	✓	✓	✓	✓
up	LIT WRDS	✓	✓	✓	✓	✓	✓	✓	✓
upload	VERBS						✓	✓	✓
upstairs	PLACES		✓	✓	✓	✓	✓	✓	✓
upstairs	SCHOOL PLACE			✓	✓	✓	✓	✓	✓
Uranus	PLANETS		✓	✓	✓	✓	✓	✓	✓
urinal	HYGIENE				✓	✓	✓	✓	✓
us	PRONOUNS	✓	✓	✓	✓	✓	✓		

Developing Language Alpha Sort		Grid Size/Gateway Page							
Word/Folder	Page	3*4 12	4*6 20	5*7 30	5*9 40	6*11 60	8*11 80	9*12 99	10*14 130
usually	TIME		✓	✓	✓	✓	✓	✓	✓
Utah	STATES			2	2	✓	✓	✓	✓
vacation	THINGS		✓	✓			✓	✓	✓
vacation	LEISURE				✓	✓	✓	✓	✓
vacation	EVENTS				✓	✓	✓	✓	✓
vacation	PLACES		2	2	✓	✓	✓	✓	✓
Valentine's Day	HOLIDAYS		✓		✓	✓	✓	✓	✓
van	THINGS			✓		✓	✓	✓	✓
van	VEHICLE			✓	✓	✓	✓	✓	✓
vanilla	EAT/COLORS		✓	✓					
veal	DINNER				✓	✓	✓	✓	✓
vegetables	EAT			✓	✓				
vegetables	FOOD				✓	✓	✓	✓	✓
VEGETABLES	FOOD				✓	✓	✓	✓	✓
vegetables	DINNER	✓	✓	✓					
VEHICLE	THINGS			✓	✓	✓	✓	✓	✓
Venus	PLANETS		✓	✓	✓	✓	✓	✓	✓
verb	GRAMMAR WORDS				✓		✓	✓	✓
VERBS	HOME		✓	✓	✓	✓	✓	✓	✓
Vermont	STATES			2	2	✓	✓	✓	✓
very	HOME							✓	✓
very	LIT WRDS			✓	2	✓	✓	✓	✓
Veteran's Day	HOLIDAYS		✓		✓	✓	✓	✓	✓
veterinarian	CAREERS		✓	✓	✓	✓	✓	✓	✓
Vice President	NEWS			✓	✓	✓	✓	✓	✓
video	THINGS			✓		✓	✓	✓	✓
video	HOUSEHOLD					✓	✓	✓	✓
video	SCHOOL THING		✓	✓	✓	✓	✓	✓	✓
video game	LEISURE				✓	✓	✓	✓	✓
video game	PLAY	✓	✓	✓					
video game	TOYS			✓	✓	✓	✓	✓	✓
violent	DESCRIBE							✓	✓
Virginia	STATES			2	2	✓	✓	✓	✓
Visa	MONEY				✓	✓	✓	✓	✓
visit	VERBS				✓	✓	✓	✓	✓
vitamin	THINGS						✓	✓	✓

Developing Language Alpha Sort		Grid Size/Gateway Page							
Word/Folder	Page	3*4 12	4*6 20	5*7 30	5*9 40	6*11 60	8*11 80	9*12 99	10*14 130
vote	NEWS			✓	✓	✓	✓	✓	✓
waffle	EAT			2	2				
waffle	FOOD				2				✓
waffles	BREAKFAST	✓	✓	✓	✓	✓	✓	✓	✓
wagon	VEHICLE			✓	✓	✓	✓	✓	✓
wagon	PLAY			✓					
wagon	TOYS			✓	✓	✓	✓	✓	✓
wait	VERBS			✓	✓	✓		✓	✓
waiter	CAREERS			✓	✓	✓	✓	✓	✓
walk	VERBS						✓	✓	✓
walk	WALK+		✓	✓	✓	✓			
WALK+	VERBS		✓	✓	✓	✓			
walker	MEDICAL					✓	✓	✓	✓
wall	HOUSEHOLD					✓	✓	✓	✓
Walmart	PLACES				✓	✓	✓	✓	✓
walrus	ANIMALS			✓	✓	✓	✓	✓	✓
want	HOME	✓	✓	✓	✓	✓	✓	✓	✓
war	NEWS			✓	✓	✓	✓	✓	✓
warm	DESCRIBE				2	✓	✓	✓	✓
warm	EAT/DESCRIBE		✓	✓					
was	HOME							✓	✓
was	QUESTION				✓	✓	✓	✓	✓
was	HELPING VBS			✓	✓				
wash	VERBS		✓	✓	✓	✓	✓	✓	✓
Wash	DO/DESCRIBE		✓						
washcloth	HYGIENE				✓	✓	✓	✓	✓
washcloth	HOUSEHOLD				✓	✓	✓	✓	✓
washer	HYGIENE				✓	✓	✓	✓	✓
Washington D.C.	STATES			2	2	✓	✓	✓	✓
watch	VERBS							✓	✓
watch	CLOTHES				2	✓	✓	✓	✓
water	NATURE				✓	✓	✓	✓	✓
water	EAT				✓				
water	FOOD				✓	✓	✓	✓	✓
water	DRINKS	✓	✓	✓	✓	✓	✓	✓	✓
watering can	Tools					✓	✓	✓	✓
watermelon	EAT			2	2				

Developing Language Alpha Sort		Grid Size/Gateway Page							
Word/Folder	Page	3*4 12	4*6 20	5*7 30	5*9 40	6*11 60	8*11 80	9*12 99	10*14 130
watermelon	FRUITS		✓	✓	✓	✓	✓	✓	✓
we	HOME				✓	✓	✓	✓	✓
we	QUESTION		✓	✓	✓	✓	✓	✓	✓
we	PRONOUNS	✓	✓	✓	✓	✓	✓		
we'd	PRONOUNS							✓	✓
we'll	PRONOUNS							✓	✓
we're	PRONOUNS				✓	✓	✓	✓	✓
wear	HOME	✓	✓	✓	✓	✓	✓	✓	✓
wear	VERBS								✓
weather	NATURE				✓	✓	✓	✓	✓
wedding	PARTY				✓	✓	✓	✓	✓
wedding	EVENTS				✓	✓	✓	✓	✓
Wednesday	DESCRIBE		2	✓	✓				
Wednesday	TIME					✓	✓	✓	✓
Wednesday	DAYS								✓
weed	NATURE				✓	✓	✓	✓	✓
week	DESCRIBE		2	2	✓				
week	TIME					✓	✓	✓	✓
weekday	TIME		✓	✓	✓	✓	✓	✓	✓
Weekday	DAYS								✓
weekend	TIME		✓	✓	✓	✓	✓	✓	✓
Weekend	DAYS								✓
Wendy's	PLACES		2	2		✓	✓	✓	✓
were	HOME							✓	✓
were	QUESTION				✓	✓	✓	✓	✓
were	HELPING VBS			✓	✓				
West Virginia	STATES			2	2	✓	✓	✓	✓
wet	DESCRIBE		✓	✓	✓	✓	✓	✓	✓
whale	ANIMALS			2	2	✓	✓	✓	✓
what	HOME						✓	✓	✓
what	QUESTION	✓	✓	✓	✓	✓	✓	✓	✓
what difference	QUESTION				✓	✓	✓	✓	✓
what kind of	QUESTION				✓	✓	✓	✓	✓
wheelchair	MEDICAL					✓	✓	✓	✓
wheelchair	VEHICLE			✓	✓	✓	✓	✓	✓
when	HOME						✓	✓	✓
when	QUESTION	✓	✓	✓	✓	✓	✓	✓	✓

Developing Language Alpha Sort		Grid Size/Gateway Page							
Word/Folder	Page	3*4 12	4*6 20	5*7 30	5*9 40	6*11 60	8*11 80	9*12 99	10*14 130
where	QUESTION		✓	✓	✓	✓	✓	✓	✓
where	PLACES		✓	✓					
which	QUESTION				✓	✓	✓	✓	✓
while	TIME				✓	✓	✓	✓	✓
white	COLORS	✓	✓	✓	✓	✓	✓	✓	✓
white	VEGETABLES			✓	✓	✓	✓	✓	✓
whiteboard	SCHOOL THING					✓	✓	✓	✓
who	HOME						✓	✓	✓
who	QUESTION	✓	✓	✓	✓	✓	✓	✓	✓
whose	QUESTION				✓	✓	✓	✓	✓
why	HOME							✓	✓
why	QUESTION	✓	✓	✓	✓	✓	✓	✓	✓
width	MATH			2	2	✓	✓	✓	✓
wife	PEOPLE					✓	✓	✓	✓
wild animal	ANIMALS			✓	✓	✓	✓	✓	✓
will	HOME					✓	✓	✓	✓
will	QUESTION		✓	✓	✓	✓	✓	✓	✓
will	VERBS								✓
will	CAN+		✓	✓	✓				
win	VERBS			✓	✓	✓	✓	✓	✓
wind	NATURE				✓	✓	✓	✓	✓
window	HOUSEHOLD				✓	✓	✓	✓	✓
Windows	SCHOOL THING				2	✓	✓	✓	✓
winner	THINGS						✓	✓	✓
winner	SPORTS					✓	✓	✓	✓
winter	TIME		✓	✓	✓	✓	✓	✓	✓
wire	TOOLS					✓	✓	✓	✓
Wisconsin	STATES			2	2	✓	✓	✓	✓
wish	VERBS				✓	✓	✓	✓	✓
wish	PARTY			✓	✓	✓	✓	✓	✓
with	HOME			✓	✓	✓	✓	✓	✓
with	LIT WRDS		✓				✓	✓	✓
with	PLAY		✓	✓					
with	GO		✓						
wolf	ANIMALS			2	2	✓	✓	✓	✓
woman	MOM+				✓				
woman	PEOPLE			✓	✓	✓	✓	✓	✓

Developing Language Alpha Sort		Grid Size/Gateway Page							
Word/Folder	Page	3*4 12	4*6 20	5*7 30	5*9 40	6*11 60	8*11 80	9*12 99	10*14 130
won't	CAN+		✓	✓	✓				
wonder	VERBS					✓	✓	✓	✓
wonderful	DESCRIBE							✓	✓
Word	SCHOOL THING				2	✓	✓	✓	✓
work	HOME						✓	✓	✓
work	VERBS		✓	✓	✓				
workbook	SCHOOL THING			✓	✓	✓	✓	✓	✓
world	WORLD PLACES		✓	✓	✓	✓	✓	✓	✓
World Cup	SPORTS					✓	✓	✓	✓
WORLD P	PLACES		2	2	✓	✓	✓	✓	✓
World series	SPORTS					✓	✓	✓	✓
World Series	EVENTS				✓	✓	✓	✓	✓
World Trade Ctr	WORLD PLACES		✓	✓	2	✓	✓	✓	✓
worse	DESCRIBE							✓	✓
would	HOME							✓	✓
would	QUESTION		✓	✓	✓	✓	✓	✓	✓
would	COULD+			✓	✓	✓	✓		
wouldn't	QUESTION				✓	✓	✓	✓	✓
wouldn't	COULD+			✓	✓	✓	✓		
wrap	LUNCH		✓	✓	✓	✓	✓	✓	✓
wrench	Tools					✓	✓	✓	✓
wrist	BODY PARTS				✓	✓	✓	✓	✓
write	WRITE +		✓	✓	✓	✓	✓	✓	✓
WRITE+	HOME				✓	✓	✓	✓	✓
WRITE+	VERBS		✓	✓					
WRLD PLACES	SCHOOL PLACE				✓	✓	✓	✓	✓
wrong	DESCRIBE	✓	✓	✓	✓	✓	✓	✓	✓
wrong	WEAR/DES		✓	✓					
wrong	EAT/DESCRIBE		✓	✓					
wrong	MAKE/DES		✓	✓					
wrong	SCHOOL THING			✓	2	✓	✓	✓	✓
Wyoming	STATES			2	2	✓	✓	✓	✓
yam	VEGETABLES			✓	✓	✓	✓	✓	✓
yard	THINGS						✓	✓	✓
yell	SAY +				✓	✓	✓	✓	✓
yellow	COLORS	✓	✓	✓	✓	✓	✓	✓	✓
yellow	EAT/COLORS		✓	✓					

Developing Language Alpha Sort		Grid Size/Gateway Page							
Word/Folder	Page	3*4 12	4*6 20	5*7 30	5*9 40	6*11 60	8*11 80	9*12 99	10*14 130
yesterday	DESCRIBE		2	2	✓				
yesterday	TIME					✓	✓	✓	✓
Yogurt	FOOD/DRINK	✓							
yogurt	EAT		✓	✓	✓				
yogurt	FOOD				✓	✓	✓	✓	✓
yogurt	SNACKS				✓	✓	✓	✓	✓
Yom Kippur	HOLIDAYS		✓		✓	✓	✓	✓	✓
you	HOME	✓	✓	✓	✓	✓	✓	✓	✓
you	QUESTION			✓	✓	✓	✓	✓	✓
you	PRONOUNS			✓					
You Tube	THINGS						✓	✓	✓
you'd	PRONOUNS							✓	✓
you'll	PRONOUNS							✓	✓
you're	PRONOUNS				✓	✓	✓	✓	✓
your	HOME						✓	✓	✓
your	PRONOUNS		✓	✓					
your	PEOPLE		✓	✓	✓	✓	✓	✓	✓
your	BODY PARTS				✓	✓	✓	✓	✓
yourself	PRONOUNS				✓	✓	✓	✓	✓
YouTube	LEISURE				✓	✓	✓	✓	✓
yucky	DESCRIBE				2	✓	✓		✓
yucky	EAT/DESCRIBE		✓	✓					
yucky	MAKE/DES		✓	✓					
yummy	EAT/DESCRIBE		✓	✓					
zebra	ANIMALS			✓	✓	✓	✓	✓	✓
zoo	PLACES		2	2	✓	✓	✓	✓	✓
zucchini	VEGETABLES				✓	✓	✓	✓	✓

Gateway Proloquo2Go Page Sort

Developing Language Page Sort		Grid Size/Gateway Page							
Page	Word/Folder	3*4 12	4*6 20	5*7 30	5*9 40	6*11 60	8*11 80	9*12 99	10*14 130
HOME	QUESTION				✓	✓	✓	✓	✓
HOME	MOM+				✓				
HOME	DAD+				✓				
HOME	who						✓	✓	✓
HOME	what						✓	✓	✓
HOME	where						✓	✓	✓
HOME	when						✓	✓	✓
HOME	why							✓	✓
HOME	how							✓	✓
HOME	can					✓	✓	✓	✓
HOME	will					✓	✓	✓	✓
HOME	not					✓	✓	✓	✓
HOME	PRONOUN		✓	✓	✓	✓	✓	✓	✓
HOME	I	✓	✓	✓	✓	✓	✓	✓	✓
HOME	you	✓	✓	✓	✓	✓	✓	✓	✓
HOME	it			✓	✓	✓	✓	✓	✓
HOME	it's						✓	✓	✓
HOME	she					✓	✓	✓	✓
HOME	he					✓	✓	✓	✓
HOME	teacher							✓	✓
HOME	therapist							✓	✓
HOME	DO+			✓	✓	✓	✓	✓	✓
HOME	PEOPLE	✓	✓	✓	✓	✓	✓	✓	✓
HOME	my					✓	✓	✓	✓
HOME	your						✓	✓	✓
HOME	we				✓	✓	✓	✓	✓
HOME	they					✓	✓	✓	✓
HOME	GIRL +					✓	✓	✓	✓
HOME	BOY +					✓	✓	✓	✓
HOME	COULD+					✓	✓		✓
HOME	aide							✓	✓
HOME	doctor								✓
HOME	don't	✓	✓						✓
HOME	be							✓	✓
HOME	am							✓	✓

Page	Word/Folder	3*4 12	4*6 20	5*7 30	5*9 40	6*11 60	8*11 80	9*12 99	10*14 130
HOME	is					✓	✓	✓	✓
HOME	are							✓	✓
HOME	was							✓	✓
HOME	were							✓	✓
HOME	could							✓	✓
HOME	should							✓	✓
HOME	would							✓	✓
HOME	let's							✓	✓
HOME	VERBS		✓	✓	✓	✓	✓	✓	✓
HOME	want	✓	✓	✓	✓	✓	✓	✓	✓
HOME	have		✓	✓	✓	✓	✓	✓	✓
HOME	MAKE +				✓	✓	✓		
HOME	HELPING VERBS			✓	✓				
HOME	make		✓	✓				✓	✓
HOME	get					✓	✓	✓	✓
HOME	like					✓	✓	✓	✓
HOME	work						✓	✓	✓
HOME	send							✓	✓
HOME	tell								✓
HOME	SEE+			✓	✓	✓	✓	✓	✓
HOME	ask								✓
HOME	eat		✓	✓	✓	✓	✓	✓	✓
HOME	drink		✓	✓	✓	✓	✓	✓	✓
HOME	wear	✓	✓	✓	✓	✓	✓	✓	✓
HOME	give					✓	✓	✓	✓
HOME	feel					✓	✓	✓	✓
HOME	stop						✓	✓	✓
HOME	come							✓	✓
HOME	color								✓
HOME	WRITE+				✓	✓	✓	✓	✓
HOME	go	✓	✓	✓	✓	✓	✓	✓	✓
HOME	help			✓	✓	✓	✓	✓	✓
HOME	play	✓	✓	✓	✓	✓	✓	✓	✓
HOME	put					✓	✓	✓	✓
HOME	take					✓	✓	✓	✓
HOME	KNOW+					✓	✓	✓	✓

Page	Word/Folder	3*4 12	4*6 20	5*7 30	5*9 40	6*11 60	8*11 80	9*12 99	10*14 130
HOME	ride							✓	✓
HOME	understand								✓
HOME	Say+					✓	✓	✓	✓
HOME	eat		✓	✓	✓	✓	✓	✓	✓
HOME	LITTLE WORDS			✓	✓	✓	✓	✓	✓
HOME	about						✓		✓
HOME	at							✓	✓
HOME	but					✓	✓	✓	✓
HOME	for				✓	✓	✓	✓	✓
HOME	HERE+								✓
HOME	in						✓	✓	✓
HOME	out						✓	✓	✓
HOME	THIS+				✓	✓	✓	✓	✓
HOME	very							✓	✓
HOME	COLORS		✓	✓	✓			✓	✓
HOME	and			✓	✓	✓	✓	✓	✓
HOME	because						✓	✓	✓
HOME	by						✓	✓	✓
HOME	from							✓	✓
HOME	if								✓
HOME	on						✓	✓	✓
HOME	the				✓	✓	✓	✓	✓
HOME	to			✓	✓	✓	✓	✓	✓
HOME	with			✓	✓	✓	✓	✓	✓
HOME	DESCRIBE			✓	✓	✓	✓	✓	✓
HOME	more			✓	✓	✓	✓	✓	✓
HOME	happy								✓
HOME	sad								✓
HOME	good								✓
HOME	bad								✓
HOME	big								✓
HOME	little								✓
HOME	cold								✓
HOME	hot								✓
HOME	TIME						✓	✓	✓
HOME	yesterday								✓
HOME	today								✓
HOME	tomorrow								✓

Page	Word/Folder	3*4 12	4*6 20	5*7 30	5*9 40	6*11 60	8*11 80	9*12 99	10*14 130
HOME	DAYS								✓
HOME	MONTHS								✓
HOME	day								✓
HOME	night								✓
HOME	before								✓
HOME	after								✓
HOME	THINGS		✓	✓	✓	✓	✓	✓	✓
HOME	TOYS			✓	✓	✓	✓	✓	✓
HOME	CLOTHES				✓	✓	✓	✓	✓
HOME	FOOD	✓			✓	✓	✓	✓	✓
HOME	PARTY			✓	✓	✓	✓	✓	✓
HOME	BODY PARTS							✓	✓
HOME	NATURE								✓
HOME	EVENTS					✓	✓	✓	✓
HOME	HOUSEHOLD					✓	✓	✓	✓
HOME	MY THINGS		✓	✓	✓	✓	✓	✓	✓
HOME	PLACES		✓	✓	✓	✓	✓	✓	✓
HOME	home						✓	✓	✓
HOME	school						✓	✓	✓
HOME	therapy						✓	✓	✓
HOME	inside						✓	✓	✓
HOME	outside						✓	✓	✓
HOME	pool						✓	✓	✓
HOME	mall							✓	✓
HOME	restaurant								✓
HOME	restroom					✓	✓	✓	✓
SCHOOL CORE									
QUESTION	what kind of				✓	✓	✓	✓	✓
QUESTION	what difference				✓	✓	✓	✓	✓
QUESTION	who	✓	✓	✓	✓	✓	✓	✓	✓
QUESTION	what	✓	✓	✓	✓	✓	✓	✓	✓
QUESTION	when	✓	✓	✓	✓	✓	✓	✓	✓
QUESTION	where		✓	✓	✓	✓	✓	✓	✓
QUESTION	how	✓	✓	✓	✓	✓	✓	✓	✓
QUESTION	why	✓	✓	✓	✓	✓	✓	✓	✓
QUESTION	whose				✓	✓	✓	✓	✓

Page	Word/Folder	3*4 12	4*6 20	5*7 30	5*9 40	6*11 60	8*11 80	9*12 99	10*14 130
QUESTION	which				✓	✓	✓	✓	✓
QUESTION	how many	✓	✓	✓	✓	✓	✓	✓	✓
QUESTION	how come	✓	✓	✓	✓	✓	✓	✓	✓
QUESTION	how much		✓	✓	✓	✓	✓	✓	✓
QUESTION	how long	✓	✓	✓	✓	✓	✓	✓	✓
QUESTION	am				✓	✓	✓	✓	✓
QUESTION	is				✓	✓	✓	✓	✓
QUESTION	are				✓	✓	✓	✓	✓
QUESTION	was				✓	✓	✓	✓	✓
QUESTION	were				✓	✓	✓	✓	✓
QUESTION	can	✓	✓	✓	✓	✓	✓	✓	✓
QUESTION	do		✓	✓	✓	✓	✓	✓	✓
QUESTION	will		✓	✓	✓	✓	✓	✓	✓
QUESTION	could	✓	✓	✓	✓	✓	✓	✓	✓
QUESTION	should	✓	✓	✓				✓	✓
QUESTION	would		✓	✓	✓	✓	✓	✓	✓
QUESTION	can't				✓	✓	✓	✓	✓
QUESTION	don't		✓	✓	✓	✓	✓	✓	✓
QUESTION	won't				✓	✓	✓	✓	✓
QUESTION	couldn't				✓	✓	✓	✓	✓
QUESTION	shouldn't							✓	✓
QUESTION	wouldn't				✓	✓	✓	✓	✓
QUESTION	did							✓	✓
QUESTION	didn't							✓	✓
QUESTION	I			✓	✓	✓	✓	✓	✓
QUESTION	you			✓	✓	✓	✓	✓	✓
QUESTION	he		✓	✓	✓	✓	✓	✓	✓
QUESTION	she		✓	✓	✓	✓	✓	✓	✓
QUESTION	it			✓	✓	✓	✓	✓	✓
QUESTION	we		✓	✓	✓	✓	✓	✓	✓
QUESTION	they		✓	✓	✓	✓	✓	✓	✓
QUESTION	this				✓	✓	✓	✓	✓
QUESTION	that				✓	✓	✓	✓	✓
QUESTION	these				✓	✓	✓	✓	✓
QUESTION	those				✓	✓	✓	✓	✓
QUESTION	the				✓	✓	✓	✓	✓
PRONOUNS	I			✓					

Page	Word/Folder	3*4 12	4*6 20	5*7 30	5*9 40	6*11 60	8*11 80	9*12 99	10*14 130
PRONOUNS	me	✓	✓	✓					
PRONOUNS	my		✓	✓	✓	✓	✓	✓	✓
PRONOUNS	mine	✓		✓	✓	✓	✓	✓	✓
PRONOUNS	I'm				✓	✓	✓	✓	✓
PRONOUNS	I'll							✓	✓
PRONOUNS	I'd							✓	✓
PRONOUNS	myself		✓	✓	✓	✓	✓	✓	✓
PRONOUNS	you			✓					
PRONOUNS	your		✓	✓					
PRONOUNS	you're				✓	✓	✓	✓	✓
PRONOUNS	you'll							✓	✓
PRONOUNS	you'd							✓	✓
PRONOUNS	yourself				✓	✓	✓	✓	✓
PRONOUNS	he's				✓	✓	✓	✓	✓
PRONOUNS	he	✓	✓	✓	✓	✓	✓		
PRONOUNS	his	✓	✓	✓	✓	✓	✓		
PRONOUNS	him	✓	✓	✓	✓	✓	✓		
PRONOUNS	he'll							✓	✓
PRONOUNS	he'd							✓	✓
PRONOUNS	himself		✓		✓	✓	✓	✓	✓
PRONOUNS	she	✓	✓	✓	✓	✓	✓		
PRONOUNS	her	✓	✓	✓	✓	✓	✓		
PRONOUNS	she's				✓	✓	✓	✓	✓
PRONOUNS	she'll							✓	✓
PRONOUNS	she'd							✓	✓
PRONOUNS	herself		✓	✓	✓	✓	✓	✓	✓
PRONOUNS	we	✓	✓	✓	✓	✓	✓		
PRONOUNS	our	✓	✓	✓	✓	✓	✓		
PRONOUNS	us	✓	✓	✓	✓	✓	✓		
PRONOUNS	we're				✓	✓	✓	✓	✓
PRONOUNS	we'll							✓	✓
PRONOUNS	we'd							✓	✓
PRONOUNS	ourselves		✓	✓	✓	✓	✓	✓	✓
PRONOUNS	they		✓	✓		✓			
PRONOUNS	their		✓	✓		✓			
PRONOUNS	them		✓	✓		✓			
PRONOUNS	they're					✓	✓	✓	✓

Page	Word/Folder	3*4 12	4*6 20	5*7 30	5*9 40	6*11 60	8*11 80	9*12 99	10*14 130
PRONOUNS	they'll							✓	✓
PRONOUNS	they'd							✓	✓
PRONOUNS	themselves		✓	✓	✓	✓	✓	✓	✓
PRONOUNS	it		✓	✓	✓	✓	✓		
PRONOUNS	its		✓	✓	✓	✓	✓	✓	✓
PRONOUNS	it'll							✓	✓
PRONOUNS	it'd							✓	✓
PRONOUNS	itself		✓	✓	✓	✓	✓	✓	✓
									✓
DO+	do		✓	✓	✓	✓	✓	✓	✓
DO+	doing		✓	✓	✓	✓	✓	✓	✓
DO+	to do		✓	✓	✓	✓	✓	✓	✓
DO+	does				✓	✓	✓	✓	✓
DO+	doesn't				✓	✓	✓	✓	✓
DO+	did		✓	✓	✓	✓	✓	✓	✓
DO+	don't		✓	✓	✓	✓	✓	✓	✓
									✓
MOM+	mommy				✓				
MOM+	girl				✓				
MOM+	grandma				✓				
MOM+	aunt				✓				
MOM+	sister				✓				
MOM+	daughter				✓				
MOM+	woman				✓				
MOM+	she				✓				
DAD+	daddy				✓				
DAD+	boy				✓				
DAD+	grandpa				✓				
DAD+	uncle				✓				
DAD+	brother				✓				
DAD+	son				✓				
DAD+	man				✓				
DAD+	he				✓				
PEOPLE	DESCRIBE		✓	✓	✓	✓	✓	✓	✓
PEOPLE	NAMES	✓	✓	✓	✓	✓			

Page	Word/Folder	3*4 12	4*6 20	5*7 30	5*9 40	6*11 60	8*11 80	9*12 99	10*14 130
PEOPLE	my		✓	✓	✓	✓	✓	✓	✓
PEOPLE	your		✓	✓	✓	✓	✓	✓	✓
PEOPLE	his			✓	✓	✓	✓	✓	✓
PEOPLE	her			✓	✓	✓	✓	✓	✓
PEOPLE	our			✓	✓	✓	✓	✓	✓
PEOPLE	their			✓	✓	✓	✓	✓	✓
PEOPLE	CLASSMATES	2	✓	✓	✓	✓	✓	✓	✓
PEOPLE	friend	✓	✓	✓	✓	✓	✓	✓	✓
PEOPLE	relative					✓	✓	✓	✓
PEOPLE	people			2		✓	✓	✓	✓
PEOPLE	person			✓	✓	✓	✓	✓	✓
PEOPLE	neighbor			2		✓	✓	✓	✓
PEOPLE	CAREERS	2	✓	✓	✓	✓	✓	✓	✓
PEOPLE	teacher	2	✓	✓	✓	✓	✓	✓	✓
PEOPLE	aide	2	✓	✓	✓	✓	✓	✓	✓
PEOPLE	bus driver	2	✓	✓	✓	✓	✓	✓	✓
PEOPLE	nurse			✓	✓	✓	✓	✓	✓
PEOPLE	doctor					✓	✓	✓	✓
PEOPLE	mother				✓	✓	✓	✓	✓
PEOPLE	mommy	✓	✓	✓					
PEOPLE	sister	2	✓	✓	✓	✓	✓	✓	✓
PEOPLE	daughter			✓	✓	✓	✓	✓	✓
PEOPLE	grandma	✓	✓	✓	✓	✓	✓	✓	✓
PEOPLE	aunt	2	✓	✓	✓	✓	✓	✓	✓
PEOPLE	wife					✓	✓	✓	✓
PEOPLE	father				✓	✓	✓	✓	✓
PEOPLE	daddy	✓	✓	✓					
PEOPLE	brother	2	✓	✓	✓	✓	✓	✓	✓
PEOPLE	son			✓	✓	✓	✓	✓	✓
PEOPLE	grandpa	✓	✓	✓	✓	✓	✓	✓	✓
PEOPLE	uncle	2	✓	✓	✓	✓	✓	✓	✓
PEOPLE	husband					✓	✓	✓	✓
PEOPLE	parent			2	✓	✓	✓	✓	✓
PEOPLE	sibling				✓	✓	✓	✓	✓
PEOPLE	children				✓	✓	✓	✓	✓
PEOPLE	grandparent				✓	✓	✓	✓	✓
PEOPLE	cousin			2	✓	✓	✓	✓	✓
PEOPLE	couple					✓	✓	✓	✓

Page	Word/Folder	3*4 12	4*6 20	5*7 30	5*9 40	6*11 60	8*11 80	9*12 99	10*14 130
PEOPLE	family	✓	✓	✓	✓	✓	✓	✓	✓
PEOPLE	baby	✓	✓	✓	✓	✓	✓	✓	✓
PEOPLE	child			2	✓	✓	✓	✓	✓
PEOPLE	teen					✓	✓	✓	✓
PEOPLE	adult			2		✓	✓	✓	✓
PEOPLE	God			2	✓	✓	✓	✓	✓
PEOPLE	priest			2	✓	✓	✓	✓	✓
PEOPLE	minister			2	✓	✓	✓	✓	✓
PEOPLE	rabbi			2	✓	✓	✓	✓	✓
PEOPLE	boy	✓	✓	✓	✓	✓	✓	✓	✓
PEOPLE	girl	✓	✓	✓	✓	✓	✓	✓	✓
PEOPLE	man			✓	✓	✓	✓	✓	✓
PEOPLE	woman			✓	✓	✓	✓	✓	✓
PEOPLE	lady					✓	✓	✓	✓
PEOPLE	Master					✓	✓	✓	✓
PEOPLE	Miss					✓	✓	✓	✓
PEOPLE	Mr.					✓	✓	✓	✓
PEOPLE	Mrs.					✓	✓	✓	✓
CLASSMATES	blank				✓	✓	✓	✓	✓
CAREERS	a		✓	✓	✓	✓	✓	✓	✓
CAREERS	an		✓	✓	✓	✓	✓	✓	✓
CAREERS	the		✓	✓	✓	✓	✓	✓	✓
CAREERS	teacher			✓	✓	✓	✓	✓	✓
CAREERS	S.T.	✓	✓	✓	✓	✓	✓	✓	✓
CAREERS	O.T.	✓	✓	✓	✓	✓	✓	✓	✓
CAREERS	P.T.	✓	✓	✓	✓	✓	✓	✓	✓
CAREERS	therapist		✓	✓	✓	✓	✓	✓	✓
CAREERS	aide			✓	✓	✓	✓	✓	✓
CAREERS	bus driver			✓	✓	✓	✓	✓	✓
CAREERS	principal	✓	✓	✓	✓	✓	✓	✓	✓
CAREERS	doctor	✓	✓	✓	✓	✓	✓	✓	✓
CAREERS	nurse	✓	✓	✓	✓	✓	✓	✓	✓
CAREERS	dentist	✓	✓	✓	✓	✓	✓	✓	✓
CAREERS	veterinarian		✓	✓	✓	✓	✓	✓	✓
CAREERS	police	✓	✓	✓	✓	✓	✓	✓	✓
CAREERS	firefighter	✓	✓	✓	✓	✓	✓	✓	✓

Page	Word/Folder	3*4 12	4*6 20	5*7 30	5*9 40	6*11 60	8*11 80	9*12 99	10*14 130
CAREERS	mail carrier	✓	✓	✓	✓	✓	✓	✓	✓
CAREERS	mechanic		✓	✓	✓	✓	✓	✓	✓
CAREERS	painter		✓	✓	✓	✓	✓	✓	✓
CAREERS	electrician		✓	✓	✓	✓	✓	✓	✓
CAREERS	carpenter		✓	✓	✓	✓	✓	✓	✓
CAREERS	plumber			✓	✓	✓	✓	✓	✓
CAREERS	trash collector					✓	✓	✓	✓
CAREERS	janitor		✓	✓	✓	✓	✓	✓	✓
CAREERS	business man				✓	✓	✓	✓	✓
CAREERS	salesman			✓	✓	✓	✓	✓	✓
CAREERS	secretary	✓	✓	✓	✓	✓	✓	✓	✓
CAREERS	programmer			2	✓	✓	✓	✓	✓
CAREERS	cashier			✓	✓	✓	✓	✓	✓
CAREERS	waiter			✓	✓	✓	✓	✓	✓
CAREERS	butcher					✓	✓	✓	✓
CAREERS	singer			2	✓	✓	✓	✓	✓
CAREERS	actor			2	✓	✓	✓	✓	✓
CAREERS	actress			2	✓	✓	✓	✓	✓
CAREERS	musician			2	✓	✓	✓	✓	✓
CAREERS	comedian			2	✓	✓	✓	✓	✓
CAREERS	dancer			2	✓	✓	✓	✓	✓
CAREERS	entertainer					✓	✓	✓	✓
CAREERS	reporter			2	✓	✓	✓	✓	✓
CAREERS	explorer			2	2	✓	✓	✓	✓
CAREERS	photographer			2	✓	✓	✓	✓	✓
CAREERS	artist			2	✓	✓	✓	✓	✓
CAREERS	pilot			2	2	✓	✓	✓	✓
CAREERS	flight attendant			2	2	✓	✓	✓	✓
CAREERS	astronaut			2	2	✓	✓	✓	✓
CAREERS	president		✓	2	2	✓	✓	✓	✓
CAREERS	politician			2	2	✓	✓	✓	✓
CAREERS	lawyer			✓	✓	✓	✓	✓	✓
CAREERS	judge		✓	✓	✓	✓	✓	✓	✓
GIRL +	her			✓	✓	✓	✓	✓	✓
GIRL +	hers			✓	✓	✓		✓	✓
GIRL +	girl		✓	✓	✓	✓	✓	✓	✓
GIRL +	mom		✓	✓	✓	✓	✓	✓	✓

Page	Word/Folder	3*4 12	4*6 20	5*7 30	5*9 40	6*11 60	8*11 80	9*12 99	10*14 130
GIRL +	grandma		✓	✓	✓	✓	✓	✓	✓
Boy+	his				✓	✓	✓	✓	✓
Boy+	him					✓		✓	✓
Boy+	boy			✓	✓	✓	✓	✓	✓
Boy+	dad			✓	✓	✓	✓	✓	✓
Boy+	grandpa			✓	✓	✓	✓	✓	✓
Boy+	uncle			✓	✓	✓	✓	✓	✓
Boy+	brother			✓	✓	✓	✓	✓	✓
Boy+	son			✓	✓	✓	✓	✓	✓
Boy+	man			✓	✓	✓	✓	✓	✓
VERBS	close					✓	✓	✓	✓
VERBS	divide							✓	✓
VERBS	grow					✓	✓	✓	✓
VERBS	lead					✓	✓	✓	✓
VERBS	need					✓	✓	✓	✓
VERBS	shop						✓	✓	✓
VERBS	teach						✓	✓	✓
VERBS	will								✓
VERBS	add							✓	✓
VERBS	color							✓	✓
VERBS	drive						✓	✓	✓
VERBS	DRIVE+		✓	✓	✓				
VERBS	hang							✓	✓
VERBS	open			✓	✓	✓	✓	✓	✓
VERBS	should							✓	✓
VERBS	tell							✓	✓
VERBS	win			✓	✓	✓	✓	✓	✓
VERBS	appreciate								✓
VERBS	come		✓	✓	✓	✓	✓		✓
VERBS	dry			✓	✓	✓	✓	✓	✓
VERBS	happen						✓	✓	✓
VERBS	let			✓	✓	✓	✓	✓	✓
VERBS	paste							✓	✓
VERBS	show			✓	✓	✓	✓	✓	✓
VERBS	text							✓	✓
VERBS	wish				✓	✓	✓	✓	✓

Page	Word/Folder	3*4 12	4*6 20	5*7 30	5*9 40	6*11 60	8*11 80	9*12 99	10*14 130
VERBS	ask						✓	✓	✓
VERBS	COOK+		✓	✓	✓	✓	✓		
VERBS	continue					✓	✓		✓
VERBS	enjoy							✓	✓
VERBS	hate				✓	✓	✓	✓	✓
VERBS	let's					✓	✓	✓	✓
VERBS	pay						✓	✓	✓
VERBS	sit			✓	✓	✓	✓	✓	✓
VERBS	throw					✓	✓	✓	✓
VERBS	wonder					✓	✓	✓	✓
VERBS	bake							✓	✓
VERBS	cook							✓	✓
VERBS	examine						✓	✓	✓
VERBS	hear					✓	✓	✓	✓
VERBS	HEAR+		✓	✓	✓				
VERBS	listen					✓	✓	✓	✓
VERBS	pour							✓	✓
VERBS	skip						✓	✓	✓
VERBS	try					✓	✓	✓	✓
VERBS	ADD+			✓	✓	✓	✓		
VERBS	begin					✓	✓	✓	✓
VERBS	COULD+			✓	✓		✓		
VERBS	copy							✓	✓
VERBS	exchange						✓	✓	✓
VERBS	hide				✓	✓	✓	✓	✓
VERBS	live			✓	✓	✓		✓	✓
VERBS	provide						✓	✓	✓
VERBS	sleep		✓	✓	✓	✓	✓	✓	✓
VERBS	turn on						✓	✓	✓
VERBS	break				✓	✓	✓	✓	✓
VERBS	count						✓	✓	✓
VERBS	exercise						✓	✓	✓
VERBS	hold					✓	✓	✓	✓
VERBS	look						✓	✓	✓
VERBS	pull					✓	✓	✓	✓
VERBS	stand						✓	✓	✓
VERBS	upload						✓	✓	✓
VERBS	bring					✓	✓	✓	✓

Page	Word/Folder	3*4 12	4*6 20	5*7 30	5*9 40	6*11 60	8*11 80	9*12 99	10*14 130
VERBS	cry			✓	✓	✓	✓	✓	✓
VERBS	fall				✓	✓	✓	✓	✓
VERBS	hope					✓	✓	✓	✓
VERBS	lose				✓	✓	✓	✓	✓
VERBS	push					✓	✓	✓	✓
VERBS	PUSH+				✓				
VERBS	stop		✓	✓	✓	✓			✓
VERBS	use						✓	✓	✓
VERBS	build							✓	✓
VERBS	cut							✓	✓
VERBS	fight				✓	✓	✓	✓	✓
VERBS	hug					✓	✓	✓	✓
VERBS	love					✓	✓	✓	✓
VERBS	put		✓		✓		✓	✓	✓
VERBS	study						✓	✓	✓
VERBS	visit				✓	✓	✓	✓	✓
VERBS	BUY+		✓	✓	✓	✓			
VERBS	buy						✓	✓	✓
VERBS	dance				✓	✓	✓	✓	✓
VERBS	find					✓	✓	✓	✓
VERBS	include					✓	✓	✓	✓
VERBS	meet					✓	✓	✓	✓
VERBS	read		✓	✓	✓	✓	✓		✓
VERBS	subtract							✓	✓
VERBS	wait			✓	✓	✓		✓	✓
VERBS	can								✓
VERBS	CAN+		✓	✓	✓				
VERBS	decorate					✓	✓	✓	✓
VERBS	finish				✓	✓	✓	✓	✓
VERBS	invite					✓	✓	✓	✓
VERBS	might					✓	✓	✓	✓
VERBS	ride					✓	✓	✓	✓
VERBS	surprise					✓	✓	✓	✓
VERBS	walk						✓	✓	✓
VERBS	WALK+		✓	✓	✓	✓			
VERBS	carry					✓	✓	✓	✓
VERBS	design								✓
VERBS	fix							✓	✓

Page	Word/Folder	3*4 12	4*6 20	5*7 30	5*9 40	6*11 60	8*11 80	9*12 99	10*14 130
VERBS	jog						✓	✓	✓
VERBS	mix							✓	✓
VERBS	run						✓	✓	✓
VERBS	swim		✓	✓	✓	✓	✓	✓	✓
VERBS	wash		✓	✓	✓	✓	✓	✓	✓
VERBS	catch					✓	✓	✓	✓
VERBS	disappear					✓	✓	✓	✓
VERBS	fly						✓	✓	✓
VERBS	jump			✓	✓	✓	✓	✓	✓
VERBS	multiply							✓	✓
VERBS	scribble							✓	✓
VERBS	take							✓	✓
VERBS	watch							✓	✓
VERBS	change					✓	✓	✓	✓
VERBS	discover						✓	✓	✓
VERBS	forget			✓	✓	✓	✓	✓	✓
VERBS	keep					✓	✓	✓	✓
VERBS	must					✓	✓	✓	✓
VERBS	sell						✓	✓	✓
VERBS	taste							✓	✓
VERBS	wear								✓
VERBS	help		✓	✓	✓				
VERBS	feel		✓	✓	✓				
VERBS	work		✓	✓	✓				
VERBS	KNOW+		✓	✓	✓				
VERBS	SAY+		✓	✓	✓				
VERBS	LIKE+		✓	✓	✓				
VERBS	GET+		✓	✓	✓				
VERBS	WRITE+		✓	✓					
VERBS	MAKE+		✓	✓					
VERBS	SEE+		✓						
SEE+	browse				✓	✓	✓	✓	✓
SEE+	explore				✓	✓	✓	✓	✓
SEE+	see		✓	✓	✓	✓	✓	✓	✓
SEE+	look		✓	✓	✓	✓	✓	✓	✓
SEE+	show			✓	✓	✓	✓	✓	✓

Page	Word/Folder	3*4 12	4*6 20	5*7 30	5*9 40	6*11 60	8*11 80	9*12 99	10*14 130
WRITE +	send				✓	✓	✓	✓	✓
WRITE +	text			✓	✓	✓	✓	✓	✓
WRITE +	spell		✓	✓	✓	✓	✓	✓	✓
WRITE +	paint		✓	✓	✓	✓	✓	✓	✓
WRITE +	draw		✓	✓	✓	✓	✓	✓	✓
WRITE +	write		✓	✓	✓	✓	✓	✓	✓
WRITE +	color		✓	✓	✓	✓	✓	✓	✓
WRITE +	mark				✓	✓	✓	✓	✓
WRITE +	edit					✓	✓	✓	✓
WRITE +	type								✓
WRITE +	scribble					✓	✓	✓	✓
KNOW +	study				✓	✓	✓	✓	✓
KNOW +	understand		✓	✓	✓	✓	✓	✓	✓
KNOW +	think		✓	✓	✓	✓	✓	✓	✓
KNOW +	learn		✓	✓	✓	✓	✓	✓	✓
KNOW +	know		✓	✓	✓	✓	✓	✓	✓
KNOW +	teach			✓	✓	✓	✓	✓	✓
KNOW +	memorize					✓	✓	✓	✓
KNOW +	remember		✓	✓	✓	✓	✓	✓	✓
KNOW +	pretend				✓	✓	✓	✓	✓
SAY +	tell		✓	✓	✓	✓	✓	✓	✓
SAY +	ask		✓	✓	✓	✓	✓	✓	✓
SAY +	invite			✓	✓	✓		✓	✓
SAY +	talk		✓	✓	✓	✓	✓	✓	✓
SAY +	say		✓	✓	✓	✓	✓	✓	✓
SAY +	call		✓	✓	✓	✓	✓	✓	✓
SAY +	sing				✓	✓	✓	✓	✓
SAY +	speak					✓	✓	✓	✓
SAY +	promise					✓	✓	✓	✓
SAY +	yell				✓	✓	✓	✓	✓
SAY +	scream						✓	✓	✓
MAKE+	make		✓	✓	✓	✓	✓		
MAKE+	cut		✓	✓	✓	✓	✓		
MAKE+	copy		✓	✓	✓	✓	✓		
MAKE+	paste		✓	✓	✓	✓	✓		
MAKE+	build		✓	✓	✓	✓	✓		

Page	Word/Folder	3*4 12	4*6 20	5*7 30	5*9 40	6*11 60	8*11 80	9*12 99	10*14 130
MAKE+	hang			✓	✓	✓	✓		
MAKE+	fix					✓	✓		
BUY+	buy		✓	✓	✓	✓			
BUY+	sell		✓	✓	✓	✓			
BUY+	shop		✓	✓	✓	✓			
BUY+	pay		✓	✓	✓	✓			
GET+	get		✓	✓					
GET+	take		✓	✓					
GET+	bring		✓	✓					
GET+	carry		✓	✓					
GET+	hold		✓	✓					
GET+	keep			✓					
GET+	need			✓					
CAN+	can		✓	✓	✓				
CAN+	can't		✓	✓	✓				
CAN+	will		✓	✓	✓				
CAN+	won't		✓	✓	✓				
HEAR+	hear		✓	✓	✓				
HEAR+	listen		✓	✓	✓				
WALK+	stand		✓	✓	✓	✓			
WALK+	walk		✓	✓	✓	✓			
WALK+	run		✓	✓	✓	✓			
WALK+	dance		✓	✓	✓	✓			
WALK+	exercise		✓	✓	✓	✓			
WALK+	jog			✓	✓	✓			
WALK+	skip				✓	✓			
COOK+	taste		✓	✓	✓	✓	✓		
COOK+	pour		✓	✓	✓	✓	✓		
COOK+	mix		✓	✓	✓	✓	✓		
COOK+	cook		✓	✓	✓	✓	✓		
COOK+	bake		✓	✓	✓	✓	✓		
DRIVE+	fly		✓	✓	✓	✓			

Page	Word/Folder	3*4 12	4*6 20	5*7 30	5*9 40	6*11 60	8*11 80	9*12 99	10*14 130
DRIVE+	ride		✓	✓	✓	✓			
DRIVE+	drive		✓	✓	✓	✓			
LIKE+	hug		✓	✓	✓				
LIKE+	love		✓	✓	✓				
LIKE+	like		✓	✓	✓				
LIKE+	appreciate				✓				
LIKE+	enjoy				✓				
ADD+	add			✓	✓	✓	✓		
ADD+	count			✓	✓	✓	✓		
ADD+	divide			✓	✓	✓	✓		
ADD+	multiply			✓	✓	✓	✓		
ADD+	subtract			✓	✓	✓	✓		
COULD+	shouldn't			✓	✓	✓	✓		
COULD+	should			✓	✓	✓	✓		
COULD+	wouldn't			✓	✓	✓	✓		
COULD+	would			✓	✓	✓	✓		
COULD+	couldn't			✓	✓	✓	✓		
COULD+	could			✓	✓	✓	✓		
DO+	don't			✓		✓	✓		
DO+	do			✓		✓	✓		
DO+	doing			✓		✓	✓		
DO+	did			✓		✓	✓		
DO+	to do			✓		✓	✓		
DO+	does					✓	✓		
DO+	doesn't					✓	✓		
DO+	do			✓		✓	✓		
DO+	doing			✓		✓	✓		
DO+	did			✓		✓	✓		
DO+	to do			✓		✓	✓		
DO+	does					✓	✓		
DO+	doesn't					✓	✓		
PUSH+	Push				✓				
PUSH+	Catch				✓				
		3*4	4*6	5*7	5*9	6*11	8*11	9*12	10*14

Page	Word/Folder	12	20	30	40	60	80	99	130
PUSH+	Pull				✓				
PUSH+	Throw				✓				
PUSH+	turn				✓				
HELPING VBS	am			✓	✓				
HELPING VBS	is			✓	✓				
HELPING VBS	are			✓	✓				
HELPING VBS	was			✓	✓				
HELPING VBS	were			✓	✓				
HELPING VBS	be			✓	✓				
HELPING VBS	to be				✓				
HELPING VBS	am			✓	✓				
LIT WRDS	anywhere				✓	✓	✓	✓	✓
LIT WRDS	for			✓			✓	✓	✓
LIT WRDS	but			✓	✓		✓	✓	✓
LIT WRDS	in front of	✓	✓	✓	✓	✓	✓	✓	✓
LIT WRDS	off			✓	✓	✓	✓	✓	✓
LIT WRDS	those		✓	✓			✓	✓	✓
LIT WRDS	a	✓	✓	✓	✓	✓	✓	✓	✓
LIT WRDS	around				✓	✓	✓	✓	✓
LIT WRDS	by		✓	✓	✓	✓	✓	✓	✓
LIT WRDS	into				✓	✓	✓	✓	✓
LIT WRDS	off of				2		✓	✓	✓
LIT WRDS	through				✓	✓	✓	✓	✓
LIT WRDS	a lot				2	✓	✓	✓	✓
LIT WRDS	as				✓	✓	✓	✓	✓
LIT WRDS	down	✓	✓	✓	✓	✓	✓	✓	✓
LIT WRDS	just				✓	✓	✓	✓	✓
LIT WRDS	on	✓	✓	✓	✓	✓	✓	✓	✓
LIT WRDS	to		✓						✓
LIT WRDS	about			✓	✓	✓	✓	✓	✓
LIT WRDS	at			✓	✓	✓	✓	✓	✓
LIT WRDS	either					✓	✓	✓	✓
LIT WRDS	left			✓	✓	✓	✓	✓	✓
LIT WRDS	out	✓	✓	✓	✓	✓	✓	✓	✓
LIT WRDS	too				✓	✓	✓	✓	✓
LIT WRDS	above				✓	✓	✓	✓	✓
LIT WRDS	away				✓	✓	✓	✓	✓

Page	Word/Folder	3*4 12	4*6 20	5*7 30	5*9 40	6*11 60	8*11 80	9*12 99	10*14 130
LIT WRDS	everywhere				✓	✓	✓	✓	✓
LIT WRDS	like				2		✓	✓	✓
LIT WRDS	over	✓	✓	✓	✓	✓	✓	✓	✓
LIT WRDS	top				2	✓	✓	✓	✓
LIT WRDS	across				✓	✓	✓	✓	✓
LIT WRDS	back				2	✓	✓	✓	✓
LIT WRDS	except				2	✓	✓	✓	✓
LIT WRDS	maybe					✓	✓	✓	✓
LIT WRDS	right			✓	✓	✓	✓	✓	✓
LIT WRDS	under		✓	✓	✓	✓	✓	✓	✓
LIT WRDS	all				✓	✓	✓	✓	✓
LIT WRDS	backward				2	✓	✓	✓	✓
LIT WRDS	much					✓	✓	✓	✓
LIT WRDS	so				✓	✓	✓	✓	✓
LIT WRDS	up	✓	✓	✓	✓	✓	✓	✓	✓
LIT WRDS	all of				2	✓	✓	✓	✓
LIT WRDS	because			✓	✓	✓	✓	✓	✓
LIT WRDS	forward				2	✓	✓	✓	✓
LIT WRDS	neither				2	✓	✓	✓	✓
LIT WRDS	some					✓	✓	✓	✓
LIT WRDS	very			✓	2	✓	✓	✓	✓
LIT WRDS	along				2	✓	✓	✓	✓
LIT WRDS	behind		✓	✓	✓	✓	✓	✓	✓
LIT WRDS	from		✓	✓	✓	✓	✓	✓	✓
LIT WRDS	next				2	✓	✓	✓	✓
LIT WRDS	than				✓	✓	✓	✓	✓
LIT WRDS	with		✓				✓	✓	✓
LIT WRDS	also				2	✓	✓	✓	✓
LIT WRDS	below			✓	✓	✓	✓	✓	✓
LIT WRDS	front				✓	✓	✓	✓	✓
LIT WRDS	next to				2	✓	✓	✓	✓
LIT WRDS	that		✓	✓			✓	✓	✓
LIT WRDS	among				2	✓	✓	✓	✓
LIT WRDS	beneath				2	✓	✓	✓	✓
LIT WRDS	here	✓	✓	✓	✓	✓	✓	✓	✓
LIT WRDS	none				2	✓	✓	✓	✓
LIT WRDS	the		✓	✓				✓	✓
LIT WRDS	an				✓	✓	✓	✓	✓

Page	Word/Folder	3*4 12	4*6 20	5*7 30	5*9 40	6*11 60	8*11 80	9*12 99	10*14 130
LIT WRDS	beside			✓	✓	✓	✓	✓	✓
LIT WRDS	if				✓	✓	✓	✓	✓
LIT WRDS	nor				2	✓	✓	✓	✓
LIT WRDS	there		✓	✓	✓	✓	✓	✓	✓
LIT WRDS	and	✓	✓	✓				✓	✓
LIT WRDS	between	✓	✓	✓	✓	✓	✓	✓	✓
LIT WRDS	in	✓	✓	✓	✓	✓	✓	✓	✓
LIT WRDS	not		✓	✓	✓		✓	✓	✓
LIT WRDS	these			✓			✓	✓	✓
LIT WRDS	any				2	✓	✓	✓	✓
LIT WRDS	bottom				2	✓	✓	✓	✓
LIT WRDS	in back of				2	✓	✓	✓	✓
LIT WRDS	of			✓	✓	✓	✓	✓	✓
LIT WRDS	this		✓	✓			✓	✓	✓
HERE +	here								✓
HERE +	there								✓
HERE +	anywhere								✓
HERE +	everywhere								✓
THIS +	this				✓	✓	✓	✓	✓
THIS +	that				✓	✓	✓	✓	✓
THIS +	these				✓	✓	✓	✓	✓
THIS +	those				✓	✓	✓	✓	✓
COLORS	and		✓	✓	✓	✓	✓	✓	✓
COLORS	please		✓	✓	✓	✓	✓	✓	✓
COLORS	color	✓	✓	✓	✓	✓	✓	✓	✓
COLORS	round			✓	✓	✓	✓	✓	✓
COLORS	project				✓	✓	✓	✓	✓
COLORS	red	✓	✓	✓	✓	✓	✓	✓	✓
COLORS	circle		✓	✓	✓	✓	✓	✓	✓
COLORS	stapler			✓	✓	✓	✓	✓	✓
COLORS	blue	✓		✓	✓	✓	✓	✓	✓
COLORS	square		✓	✓	✓	✓	✓	✓	✓
COLORS	glue		✓	✓	✓	✓	✓	✓	✓
COLORS	green	✓	✓	✓	✓	✓	✓	✓	✓
COLORS	triangle		✓	✓	✓	✓	✓	✓	✓

Page	Word/Folder	3*4 12	4*6 20	5*7 30	5*9 40	6*11 60	8*11 80	9*12 99	10*14 130
COLORS	cut				✓	✓	✓	✓	✓
COLORS	yellow	✓	✓	✓	✓	✓	✓	✓	✓
COLORS	rectangle		✓	✓	✓	✓	✓	✓	✓
COLORS	crayon			✓	✓	✓	✓	✓	✓
COLORS	orange	✓	✓	✓	✓	✓	✓	✓	✓
COLORS	oval		✓	✓	✓	✓	✓	✓	✓
COLORS	paint			✓	✓	✓	✓	✓	✓
COLORS	purple	✓	✓	✓	✓	✓	✓	✓	✓
COLORS	star		✓	✓	✓	✓	✓	✓	✓
COLORS	paper			✓	✓	✓	✓	✓	✓
COLORS	brown	✓	✓	✓	✓	✓	✓	✓	✓
COLORS	diamond		✓	✓	✓	✓	✓	✓	✓
COLORS	marker			✓	✓	✓	✓	✓	✓
COLORS	black	✓	✓	✓	✓	✓	✓	✓	✓
COLORS	heart		✓	✓	✓	✓	✓	✓	✓
COLORS	scissors			✓	✓	✓	✓	✓	✓
COLORS	pink	✓	✓	✓	✓	✓	✓	✓	✓
COLORS	grey			✓	✓	✓	✓	✓	✓
COLORS	white	✓	✓	✓	✓	✓	✓	✓	✓
COLORS	navy blue				✓	✓	✓	✓	✓
DESCRIBE	happy		✓	✓	✓	✓	✓	✓	✓
DESCRIBE	sad		✓	✓	✓	✓	✓	✓	✓
DESCRIBE	little	✓	✓	✓	✓	✓	✓	✓	✓
DESCRIBE	big	✓	✓	✓	✓	✓	✓	✓	✓
DESCRIBE	hot		✓	✓	✓	✓	✓	✓	✓
DESCRIBE	mad		✓	✓	✓	✓	✓	✓	✓
DESCRIBE	pretty	✓	✓	✓	✓	✓	✓	✓	✓
DESCRIBE	sick		✓	✓	✓	✓	✓	✓	✓
DESCRIBE	yucky				2	✓	✓		✓
DESCRIBE	excited				2	✓	✓	✓	✓
DESCRIBE	depressed						✓	✓	✓
DESCRIBE	small					✓	✓	✓	✓
DESCRIBE	large				2	✓	✓	✓	✓
DESCRIBE	warm				2	✓	✓	✓	✓
DESCRIBE	angry				2	✓	✓	✓	✓
DESCRIBE	beautiful				2	✓	✓	✓	✓
DESCRIBE	better					✓	✓	✓	✓

Page	Word/Folder	3*4 12	4*6 20	5*7 30	5*9 40	6*11 60	8*11 80	9*12 99	10*14 130
DESCRIBE	gross				2	✓	✓		✓
DESCRIBE	elated					✓	✓	✓	✓
DESCRIBE	miserable						✓	✓	✓
DESCRIBE	tiny					✓	✓	✓	✓
DESCRIBE	gigantic					✓	✓	✓	✓
DESCRIBE	cold		✓	✓	✓	✓	✓	✓	✓
DESCRIBE	mean				2		✓	✓	✓
DESCRIBE	gorgeous						✓	✓	✓
DESCRIBE	fine				2	✓	✓	✓	✓
DESCRIBE	ugly				2	✓	✓	✓	✓
DESCRIBE	dirty		✓	✓	✓	✓	✓	✓	✓
DESCRIBE	soft	✓					✓	✓	✓
DESCRIBE	broken			✓	✓	✓	✓	✓	✓
DESCRIBE	different	✓	✓	✓	✓	✓	✓	✓	✓
DESCRIBE	wet		✓	✓	✓	✓	✓	✓	✓
DESCRIBE	melted						✓	✓	✓
DESCRIBE	rich							✓	✓
DESCRIBE	lucky						✓		✓
DESCRIBE	fast				2	✓	✓	✓	✓
DESCRIBE	long				2	✓	✓	✓	✓
DESCRIBE	clean	✓	✓	✓	✓	✓	✓	✓	✓
DESCRIBE	hard				2		✓	✓	✓
DESCRIBE	fixed			✓	✓	✓	✓	✓	✓
DESCRIBE	same	✓	✓	✓	✓	✓	✓	✓	✓
DESCRIBE	dry		✓	✓	✓	✓	✓	✓	✓
DESCRIBE	frozen						✓	✓	✓
DESCRIBE	poor							✓	✓
DESCRIBE	unlucky								✓
DESCRIBE	slow				2	✓	✓	✓	✓
DESCRIBE	short				2	✓	✓	✓	✓
DESCRIBE	good		✓	✓	✓	✓	✓	✓	✓
DESCRIBE	right	✓	✓	✓	✓	✓	✓	✓	✓
DESCRIBE	new	✓	✓	✓	✓	✓	✓	✓	✓
DESCRIBE	quiet				2		✓	✓	✓
DESCRIBE	odd				2	✓	✓	✓	✓
DESCRIBE	true				2	✓	✓	✓	✓
DESCRIBE	thick				2	✓	✓	✓	✓
DESCRIBE	fat						✓	✓	✓

Page	Word/Folder	3*4 12	4*6 20	5*7 30	5*9 40	6*11 60	8*11 80	9*12 99	10*14 130
DESCRIBE	smart				2	✓	✓	✓	✓
DESCRIBE	easy				2	✓	✓	✓	✓
DESCRIBE	bad		✓	✓	✓	✓	✓	✓	✓
DESCRIBE	wrong	✓	✓	✓	✓	✓	✓	✓	✓
DESCRIBE	old	✓	✓	✓	✓	✓	✓	✓	✓
DESCRIBE	noisy				2		✓	✓	✓
DESCRIBE	even				2	✓	✓	✓	✓
DESCRIBE	false				2	✓	✓	✓	✓
DESCRIBE	thin				2	✓	✓	✓	✓
DESCRIBE	skinny						✓	✓	✓
DESCRIBE	dumb							✓	✓
DESCRIBE	difficult					✓	✓	✓	✓
DESCRIBE	afraid				2	✓	✓	✓	✓
DESCRIBE	bored					✓	✓	✓	✓
DESCRIBE	excellent						✓	✓	✓
DESCRIBE	helpful							✓	✓
DESCRIBE	lonely						✓	✓	✓
DESCRIBE	scared					✓	✓	✓	✓
DESCRIBE	worse							✓	✓
DESCRIBE	alone					✓	✓	✓	✓
DESCRIBE	bully					✓	✓	✓	✓
DESCRIBE	exhausted					✓	✓	✓	✓
DESCRIBE	imaginary						✓	✓	✓
DESCRIBE	nervous						✓	✓	✓
DESCRIBE	tired				2	✓	✓		✓
DESCRIBE	ashamed					✓	✓	✓	✓
DESCRIBE	cheap						✓	✓	✓
DESCRIBE	free						✓	✓	✓
DESCRIBE	important						✓		✓
DESCRIBE	proud					✓	✓	✓	✓
DESCRIBE	violent							✓	✓
DESCRIBE	best				2	✓	✓	✓	✓
DESCRIBE	embarrassed					✓	✓	✓	✓
DESCRIBE	funny		✓	✓	✓	✓	✓	✓	✓
DESCRIBE	kind						✓	✓	✓
DESCRIBE	real						✓	✓	✓
DESCRIBE	wonderful							✓	✓
DESCRIBE	COLORS					✓	✓		

Page	Word/Folder	3*4 12	4*6 20	5*7 30	5*9 40	6*11 60	8*11 80	9*12 99	10*14 130
DESCRIBE	time			✓	✓				
DESCRIBE	yesterday		2	2	✓				
DESCRIBE	today		2	2	✓				
DESCRIBE	tomorrow		2	2	✓				
DESCRIBE	day		2	2	✓				
DESCRIBE	week		2	2	✓				
DESCRIBE	month		2	2	✓				
DESCRIBE	MONTHS			2	✓				
DESCRIBE	Sunday		2	✓	✓				
DESCRIBE	Monday		2	✓	✓				
DESCRIBE	Tuesday		2	✓	✓				
DESCRIBE	Wednesday		2	✓	✓				
DESCRIBE	Thursday		2	✓	✓				
DESCRIBE	Friday		2	✓	✓				
DESCRIBE	Saturday		2	✓	✓				
DESCRIBE	TIME		2	2	✓				
DESCRIBE	morning		2	2	✓				
DESCRIBE	afternoon		2	2	✓				
DESCRIBE	night		2	2	✓				
DESCRIBE	DATES		2	2	2				
DESCRIBE	HOLIDAYS		2		2				
TIME	time		✓	✓	✓	✓	✓	✓	✓
TIME	morning					✓	✓	✓	✓
TIME	afternoon					✓	✓	✓	✓
TIME	evening			✓	✓	✓	✓	✓	✓
TIME	night					✓	✓	✓	✓
TIME	now		✓	✓	✓	✓	✓	✓	✓
TIME	later		✓	✓	✓	✓	✓	✓	✓
TIME	before		✓	✓	✓	✓	✓	✓	✓
TIME	after		✓	✓	✓	✓	✓	✓	✓
TIME	ever			✓	✓	✓	✓	✓	✓
TIME	forever				✓	✓	✓	✓	✓
TIME	first		✓	✓	✓	✓	✓	✓	✓
TIME	next		✓	✓	✓	✓	✓	✓	✓
TIME	last		✓	✓	✓	✓	✓	✓	✓
TIME	beginning		✓	✓	✓	✓	✓	✓	✓
TIME	end			✓	✓	✓	✓	✓	✓

Page	Word/Folder	3*4 12	4*6 20	5*7 30	5*9 40	6*11 60	8*11 80	9*12 99	10*14 130
TIME	again				✓	✓	✓	✓	✓
TIME	soon		✓	✓	✓	✓	✓	✓	✓
TIME	always		✓	✓	✓	✓	✓	✓	✓
TIME	usually		✓	✓	✓	✓	✓	✓	✓
TIME	often		✓	✓	✓	✓	✓	✓	✓
TIME	sometimes			✓	✓	✓	✓	✓	✓
TIME	never				✓	✓	✓	✓	✓
TIME	early				✓	✓	✓	✓	✓
TIME	late				✓	✓	✓	✓	✓
TIME	until				✓	✓	✓	✓	✓
TIME	while				✓	✓	✓	✓	✓
TIME	jiffy				✓	✓	✓	✓	✓
TIME	then				✓	✓	✓	✓	✓
TIME	yesterday					✓	✓	✓	✓
TIME	today					✓	✓	✓	✓
TIME	tomorrow					✓	✓	✓	✓
TIME	minute		✓	✓	✓	✓	✓	✓	✓
TIME	second		✓	✓	✓	✓	✓	✓	✓
TIME	hour		✓	✓	✓	✓	✓	✓	✓
TIME	weekend		✓	✓	✓	✓	✓	✓	✓
TIME	weekday		✓	✓	✓	✓	✓	✓	✓
TIME	Sunday					✓	✓	✓	✓
TIME	Monday					✓	✓	✓	✓
TIME	Tuesday					✓	✓	✓	✓
TIME	Wednesday					✓	✓	✓	✓
TIME	Thursday					✓	✓	✓	✓
TIME	Friday					✓	✓	✓	✓
TIME	Saturday					✓	✓	✓	✓
TIME	day					✓	✓	✓	✓
TIME	week					✓	✓	✓	✓
TIME	month					✓	✓	✓	✓
TIME	January					✓	✓	✓	✓
TIME	February					✓	✓	✓	✓
TIME	March					✓	✓	✓	✓
TIME	April					✓	✓	✓	✓
TIME	May					✓	✓	✓	✓
TIME	June					✓	✓	✓	✓

Page	Word/Folder	3*4 12	4*6 20	5*7 30	5*9 40	6*11 60	8*11 80	9*12 99	10*14 130
TIME	July					✓	✓	✓	✓
TIME	August					✓	✓	✓	✓
TIME	September					✓	✓	✓	✓
TIME	October					✓	✓	✓	✓
TIME	November					✓	✓	✓	✓
TIME	December					✓	✓	✓	✓
TIME	summer		✓	✓	✓	✓	✓	✓	✓
TIME	fall		✓	✓	✓	✓	✓	✓	✓
TIME	winter		✓	✓	✓	✓	✓	✓	✓
TIME	spring		✓	✓	✓	✓	✓	✓	✓
TIME	DATES				✓	✓	✓	✓	✓
TIME	HOLIDAYS				✓	✓	✓	✓	✓
TIME	weekday		✓	✓	✓	✓	✓	✓	✓
TIME	Sunday					✓	✓	✓	✓
TIME	Monday					✓	✓	✓	✓
TIME	Tuesday					✓	✓	✓	✓
TIME	Wednesday					✓	✓	✓	✓
TIME	Thursday					✓	✓	✓	✓
TIME	Friday					✓	✓	✓	✓
TIME	Saturday					✓	✓	✓	✓
TIME	day					✓	✓	✓	✓
TIME	week					✓	✓	✓	✓
DATES	Space		✓	✓	✓	✓	✓	✓	✓
DATES	,		✓	✓	✓	✓	✓	✓	✓
DATES	1		✓	✓	✓	✓	✓	✓	✓
DATES	2		✓	✓	✓	✓	✓	✓	✓
DATES	3		✓	✓	✓	✓	✓	✓	✓
DATES	4		✓	✓	✓	✓	✓	✓	✓
DATES	5		✓	✓	✓	✓	✓	✓	✓
DATES	6		✓	✓	✓	✓	✓	✓	✓
DATES	7		✓	✓	✓	✓	✓	✓	✓
DATES	8		✓	✓	✓	✓	✓	✓	✓
DATES	9		✓	✓	✓	✓	✓	✓	✓
DATES	10		✓	✓	✓	✓	✓	✓	✓
DATES	11		✓	✓	✓	✓	✓	✓	✓

Page	Word/Folder	3*4 12	4*6 20	5*7 30	5*9 40	6*11 60	8*11 80	9*12 99	10*14 130
DATES	12		✓	✓	✓	✓	✓	✓	✓
DATES	13		✓	✓	✓	✓	✓	✓	✓
DATES	14		✓	✓	✓	✓	✓	✓	✓
DATES	15		✓	✓	✓	✓	✓	✓	✓
DATES	16		✓	✓	✓	✓	✓	✓	✓
DATES	17		✓	✓	✓	✓	✓	✓	✓
DATES	18		✓	✓	✓	✓	✓	✓	✓
DATES	19		✓	✓	✓	✓	✓	✓	✓
DATES	20		2	✓	✓	✓	✓	✓	✓
DATES	21		2	✓	✓	✓	✓	✓	✓
DATES	22		2	✓	✓	✓	✓	✓	✓
DATES	23		2	✓	✓	✓	✓	✓	✓
DATES	24		2	✓	✓	✓	✓	✓	✓
DATES	25		2	✓	✓	✓	✓	✓	✓
DATES	26		2	✓	✓	✓	✓	✓	✓
DATES	27		2	✓	✓	✓	✓	✓	✓
DATES	28		2	✓	✓	✓	✓	✓	✓
DATES	29		2	✓	✓	✓	✓	✓	✓
DATES	30		2	✓	✓	✓	✓	✓	✓
DATES	31		2	✓	✓	✓	✓	✓	✓
DATES	2015			✓	✓	✓	✓	✓	✓
DATES	2016				✓	✓	✓	✓	✓
HOLIDAYS	Holiday		✓		✓	✓	✓	✓	✓
HOLIDAYS	birthday		✓		✓	✓	✓	✓	✓
HOLIDAYS	New Year's		✓		✓	✓	✓	✓	✓
HOLIDAYS	Easter		✓		✓	✓	✓	✓	✓
HOLIDAYS	Rosh Hashanah		✓		✓	✓	✓	✓	✓
HOLIDAYS	Martin Luther King Day		✓		✓	✓	✓	✓	✓
HOLIDAYS	Passover		✓		✓	✓	✓	✓	✓
HOLIDAYS	Columbus Day		✓		✓	✓	✓	✓	✓
HOLIDAYS	Ground Hog's Day		✓		✓	✓	✓	✓	✓
HOLIDAYS	Memorial Day		✓		✓	✓	✓	✓	✓
HOLIDAYS	Veteran's Day		✓		✓	✓	✓	✓	✓
HOLIDAYS	Valentine's Day		✓		✓	✓	✓	✓	✓

Page	Word/Folder	3*4 12	4*6 20	5*7 30	5*9 40	6*11 60	8*11 80	9*12 99	10*14 130
HOLIDAYS	Graduation		✓		✓	✓	✓	✓	✓
HOLIDAYS	Election Day		✓		✓	✓	✓	✓	✓
HOLIDAYS	President's Day		✓		✓	✓	✓	✓	✓
HOLIDAYS	Flag Day		✓		✓	✓	✓	✓	✓
HOLIDAYS	Thanksgiving Day		✓		✓	✓	✓	✓	✓
HOLIDAYS	St. Patrick's Day		✓		✓	✓	✓	✓	✓
HOLIDAYS	July 4 th		✓		✓	✓	✓	✓	✓
HOLIDAYS	Hanukkah		✓		✓	✓	✓	✓	✓
HOLIDAYS	April Fool's Day		✓		✓	✓	✓	✓	✓
HOLIDAYS	Yom Kippur		✓		✓	✓	✓	✓	✓
HOLIDAYS	Christmas		✓		✓	✓	✓	✓	✓
DAYS	Monday								✓
DAYS	Tuesday								✓
DAYS	Wednesday								✓
DAYS	Thursday								✓
DAYS	Friday								✓
DAYS	Saturday								✓
DAYS	Sunday								✓
DAYS	Weekend								✓
DAYS	Weekday								✓
HOLIDAYS	Holiday		✓		✓	✓	✓	✓	✓
HOLIDAYS	birthday		✓		✓	✓	✓	✓	✓
HOLIDAYS	New Year's		✓		✓	✓	✓	✓	✓
HOLIDAYS	Easter		✓		✓	✓	✓	✓	✓
HOLIDAYS	Rosh Hashanah		✓		✓	✓	✓	✓	✓
HOLIDAYS	Martin Luther King Day		✓		✓	✓	✓	✓	✓
HOLIDAYS	Passover		✓		✓	✓	✓	✓	✓
HOLIDAYS	Columbus Day		✓		✓	✓	✓	✓	✓
HOLIDAYS	Ground Hog's Day		✓		✓	✓	✓	✓	✓
HOLIDAYS	Memorial Day		✓		✓	✓	✓	✓	✓
HOLIDAYS	Veteran's Day		✓		✓	✓	✓	✓	✓

Page	Word/Folder	3*4 12	4*6 20	5*7 30	5*9 40	6*11 60	8*11 80	9*12 99	10*14 130
HOLIDAYS	Valentine's Day		✓		✓	✓	✓	✓	✓
HOLIDAYS	Graduation		✓		✓	✓	✓	✓	✓
HOLIDAYS	Election Day		✓		✓	✓	✓	✓	✓
HOLIDAYS	President's Day		✓		✓	✓	✓	✓	✓
HOLIDAYS	Flag Day		✓		✓	✓	✓	✓	✓
HOLIDAYS	Thanksgiving Day		✓		✓	✓	✓	✓	✓
HOLIDAYS	St. Patrick's Day		✓		✓	✓	✓	✓	✓
HOLIDAYS	July 4 th		✓		✓	✓	✓	✓	✓
HOLIDAYS	Hanukkah		✓		✓	✓	✓	✓	✓
HOLIDAYS	April Fool's Day		✓		✓	✓	✓	✓	✓
HOLIDAYS	Yom Kippur		✓		✓	✓	✓	✓	✓
HOLIDAYS	Christmas		✓		✓	✓	✓	✓	✓
DAYS	Monday								✓
DAYS	Tuesday								✓
DAYS	Wednesday								✓
DAYS	Thursday								✓
DAYS	Friday								✓
DAYS	Saturday								✓
DAYS	Sunday								✓
DAYS	Weekend								✓
DAYS	Weekday								✓
MONTHS	month			✓	✓				✓
MONTHS	January			✓	✓				✓
MONTHS	February			✓	✓				✓
MONTHS	March			✓	✓				✓
MONTHS	April			✓	✓				✓
MONTHS	May			✓	✓				✓
MONTHS	June			✓	✓				✓
MONTHS	July			✓	✓				✓
MONTHS	August			✓	✓				✓
MONTHS	September			✓	✓				✓
MONTHS	October			✓	✓				✓

Page	Word/Folder	3*4 12	4*6 20	5*7 30	5*9 40	6*11 60	8*11 80	9*12 99	10*14 130
MONTHS	November			✓	✓				✓
MONTHS	December			✓	✓				✓
HOLIDAYS	Yom Kippur		✓		✓	✓	✓	✓	✓
HOLIDAYS	Christmas		✓		✓	✓	✓	✓	✓
THINGS	a		✓	✓	✓	✓	✓	✓	✓
THINGS	an			✓	✓	✓	✓	✓	✓
THINGS	the		✓	✓	✓	✓	✓	✓	✓
THINGS	some				✓	✓	✓	✓	✓
THINGS	my						✓	✓	✓
THINGS	house		✓	✓	✓	✓	✓	✓	✓
THINGS	home						✓	✓	✓
THINGS	name			✓	✓	✓	✓	✓	✓
THINGS	thing		✓	✓	✓	✓	✓	✓	✓
THINGS	something		✓	✓	✓	✓	✓	✓	✓
THINGS	nothing		✓	✓	✓	✓	✓	✓	✓
THINGS	anything					✓	✓	✓	✓
THINGS	everything					✓	✓	✓	✓
THINGS	ANIMALS			✓	✓	✓	✓	✓	✓
THINGS	pet			✓	✓	✓	✓	✓	✓
THINGS	cat		✓	✓	✓	✓	✓	✓	✓
THINGS	dog		✓	✓	✓	✓	✓	✓	✓
THINGS	bird			✓	✓	✓	✓	✓	✓
THINGS	fish						✓	✓	✓
THINGS	mosquito					✓	✓	✓	✓
THINGS	BODY PARTS				✓	✓	✓	✓	✓
THINGS	ear				✓	✓	✓	✓	✓
THINGS	nose				✓	✓	✓	✓	✓
THINGS	throat				✓	✓	✓	✓	✓
THINGS	eye				✓	✓	✓	✓	✓
THINGS	hand					✓	✓	✓	✓
THINGS	foot						✓	✓	✓
THINGS	stomach						✓	✓	✓
THINGS	HYGIENE				✓	✓	✓	✓	✓
THINGS	tissue			✓		✓	✓	✓	✓
THINGS	sanitizer					✓	✓	✓	✓
THINGS	brush					✓	✓	✓	✓

Page	Word/Folder	3*4 12	4*6 20	5*7 30	5*9 40	6*11 60	8*11 80	9*12 99	10*14 130
THINGS	comb					✓	✓	✓	✓
THINGS	LEISURE				✓	✓	✓	✓	✓
THINGS	password				✓	✓	✓	✓	
THINGS	iPad		✓	✓	✓	✓	✓	✓	✓
THINGS	story								✓
THINGS	Facebook			✓			✓	✓	✓
THINGS	You Tube						✓	✓	✓
THINGS	skype								✓
THINGS	email					✓	✓	✓	✓
THINGS	camera			✓	✓	✓	✓	✓	✓
THINGS	selfie						✓	✓	✓
THINGS	photobomb						✓	✓	✓
THINGS	TV		✓	✓	✓	✓	✓	✓	✓
THINGS	music		✓	✓	✓	✓	✓	✓	✓
THINGS	book		✓	✓	✓	✓	✓	✓	✓
THINGS	swing		✓	✓	✓	✓	✓	✓	✓
THINGS	vacation		✓	✓			✓	✓	✓
THINGS	computer		✓	✓	✓	✓	✓	✓	✓
THINGS	text				✓		✓	✓	✓
THINGS	video			✓		✓	✓	✓	✓
THINGS	movie		✓	✓	✓	✓	✓	✓	✓
THINGS	app								✓
THINGS	MEDICAL					✓	✓	✓	✓
THINGS	band-aid					✓	✓	✓	✓
THINGS	medicine						✓	✓	✓
THINGS	vitamin						✓	✓	✓
THINGS	MONEY				✓	✓	✓	✓	✓
THINGS	money			✓	✓	✓	✓	✓	✓
THINGS	dollar					✓	✓	✓	✓
THINGS	change					✓	✓	✓	✓
THINGS	credit card					✓	✓	✓	✓
THINGS	check					✓	✓	✓	✓
THINGS	prize			✓	✓		✓	✓	✓
THINGS	NATURE				✓	✓	✓	✓	✓
THINGS	snow day					✓	✓	✓	✓
THINGS	sun				✓	✓	✓	✓	✓
THINGS	rain				✓	✓	✓	✓	✓

Page	Word/Folder	3*4 12	4*6 20	5*7 30	5*9 40	6*11 60	8*11 80	9*12 99	10*14 130
THINGS	snow				✓	✓	✓	✓	✓
THINGS	rainbow				✓	✓	✓	✓	✓
THINGS	flower						✓	✓	✓
THINGS	yard						✓	✓	✓
THINGS	nest						✓	✓	✓
THINGS	PARTY						✓	✓	✓
THINGS	present		✓				✓	✓	✓
THINGS	secret		✓	✓	✓		✓	✓	✓
THINGS	cake						✓	✓	✓
THINGS	card						✓	✓	✓
THINGS	happy birthday						✓	✓	✓
THINGS	candles						✓	✓	✓
THINGS	game		✓	✓	✓		✓	✓	✓
THINGS	party favor								✓
THINGS	SPORTS					✓	✓	✓	✓
THINGS	team					✓	✓	✓	✓
THINGS	baseball					✓	✓	✓	✓
THINGS	football					✓	✓	✓	✓
THINGS	soccer						✓	✓	✓
THINGS	basketball						✓	✓	✓
THINGS	score						✓	✓	✓
THINGS	points						✓	✓	✓
THINGS	winner						✓	✓	✓
THINGS	loser								✓
THINGS	TOOLS					✓	✓	✓	✓
THINGS	screwdriver								✓
THINGS	hammer								✓
THINGS	hook								✓
THINGS	nail								✓
THINGS	screw								✓
THINGS	saw								✓
THINGS	paintbrush								✓
THINGS	VEHICLE			✓	✓	✓	✓	✓	✓
THINGS	car		✓	✓		✓	✓	✓	✓
THINGS	van			✓		✓	✓	✓	✓
THINGS	truck					✓	✓	✓	✓

Page	Word/Folder	3*4 12	4*6 20	5*7 30	5*9 40	6*11 60	8*11 80	9*12 99	10*14 130
THINGS	bus		✓	✓		✓	✓	✓	✓
THINGS	taxi							✓	✓
THINGS	ambulance								✓
THINGS	airplane			✓		✓	✓	✓	✓
THINGS	boat								✓
THINGS	elevator						✓	✓	✓
THINGS	EVENTS					✓			
THINGS	FOOD					✓			
THINGS	spoon		✓						
THINGS	cup		✓						
ANIMALS	A			✓	✓	✓	✓	✓	✓
ANIMALS	an			✓	✓	✓	✓	✓	✓
ANIMALS	the			✓	✓	✓	✓	✓	✓
ANIMALS	my			✓	✓	✓	✓	✓	✓
ANIMALS	animal			✓	✓	✓	✓	✓	✓
ANIMALS	pet					✓	✓	✓	✓
ANIMALS	dog			✓		✓	✓	✓	✓
ANIMALS	cat					✓	✓	✓	✓
ANIMALS	fish				✓	✓	✓	✓	✓
ANIMALS	bird					✓	✓	✓	✓
ANIMALS	puppy				✓	2	✓	✓	✓
ANIMALS	kitten			✓	✓	2	✓	✓	✓
ANIMALS	wild animal			✓	✓	✓	✓	✓	✓
ANIMALS	elephant			✓	✓	✓	✓	✓	✓
ANIMALS	lion			✓	✓	✓	✓	✓	✓
ANIMALS	tiger			✓	✓	✓	✓	✓	✓
ANIMALS	bear			✓	✓	✓	✓	✓	✓
ANIMALS	polar bear			2	2	✓	✓	✓	✓
ANIMALS	giraffe			✓	✓	✓	✓	✓	✓
ANIMALS	zebra			✓	✓	✓	✓	✓	✓
ANIMALS	gorilla			✓	✓	✓	✓	✓	✓
ANIMALS	chimp			✓	✓	✓	✓	✓	✓
ANIMALS	monkey			✓	✓	✓	✓	✓	✓
ANIMALS	wolf			2	2	✓	✓	✓	✓
ANIMALS	cheetah				2	2	✓	✓	✓
ANIMALS	leopard				2	2	✓	✓	✓

Page	Word/Folder	3*4 12	4*6 20	5*7 30	5*9 40	6*11 60	8*11 80	9*12 99	10*14 130
ANIMALS	mountain lion				2	2	2	✓	✓
ANIMALS	rhinoceros			✓	✓	✓	✓	✓	✓
ANIMALS	hippo			✓	✓	✓	✓	✓	✓
ANIMALS	seal			✓	✓	✓	✓	✓	✓
ANIMALS	penguin			✓	✓	✓	✓	✓	✓
ANIMALS	walrus			✓	✓	✓	✓	✓	✓
ANIMALS	camel			2	2	2	✓	✓	✓
ANIMALS	llama				2	2	✓	✓	✓
ANIMALS	farm animal			✓	✓	✓	✓	✓	✓
ANIMALS	cow			✓	✓	✓	✓	✓	✓
ANIMALS	bull			✓	✓	✓	✓	✓	✓
ANIMALS	horse			✓	✓	✓	✓	✓	✓
ANIMALS	deer			✓	✓	✓	✓	✓	✓
ANIMALS	buffalo			2	2	2	✓	✓	✓
ANIMALS	moose				2	2	✓	✓	✓
ANIMALS	musk ox				2	2	✓	✓	✓
ANIMALS	pig			✓	✓	✓	✓	✓	✓
ANIMALS	lamb			✓	✓	✓	✓	✓	✓
ANIMALS	goat			✓	✓	✓	✓	✓	✓
ANIMALS	rabbit			✓	✓	✓	✓	✓	✓
ANIMALS	bunny			2	✓	✓	✓	✓	✓
ANIMALS	donkey				✓	✓	✓	✓	✓
ANIMALS	fox			2	2	2	✓	✓	✓
ANIMALS	chicken			2	✓	✓	✓	✓	✓
ANIMALS	rooster			2	✓	✓	✓	✓	✓
ANIMALS	turkey			2	✓	✓	✓	✓	✓
ANIMALS	duck			2	✓	✓	✓	✓	✓
ANIMALS	owl			2	✓	✓	✓	✓	✓
ANIMALS	goose				2	✓	✓	✓	✓
ANIMALS	swan				2	2	✓	✓	✓
ANIMALS	mouse			2	✓	✓	✓	✓	✓
ANIMALS	squirrel			2	✓	✓	✓	✓	✓
ANIMALS	skunk			2	✓	✓	✓	✓	✓
ANIMALS	guinea pig			2	2	✓	✓	✓	✓
ANIMALS	chipmunk			2	✓	✓	✓	✓	✓
ANIMALS	hamster				2	✓	✓	✓	✓
ANIMALS	butterfly				2	✓	✓	✓	✓

Page	Word/Folder	3*4 12	4*6 20	5*7 30	5*9 40	6*11 60	8*11 80	9*12 99	10*14 130
ANIMALS	bug				2	✓	✓	✓	✓
ANIMALS	mosquito			2	2	✓	✓	✓	✓
ANIMALS	spider			2	2	✓	✓	✓	✓
ANIMALS	fly			2	2	✓	✓	✓	✓
ANIMALS	ladybug			2	2	✓	✓	✓	✓
ANIMALS	bee			2	2	2	✓	✓	✓
ANIMALS	crab			2	2	✓	✓	✓	✓
ANIMALS	lobster			2	2	✓	✓	✓	✓
ANIMALS	dolphin			2	2	✓	✓	✓	✓
ANIMALS	whale			2	2	✓	✓	✓	✓
ANIMALS	shark			2	2	✓	✓	✓	✓
ANIMALS	flamingo				2	2	✓	✓	✓
ANIMALS	ostrich				2	2	✓	✓	✓
ANIMALS	snake			2	2	2	2	✓	✓
ANIMALS	lizard			2	2	2	2	✓	✓
ANIMALS	frog			2	2	2	2	✓	✓
ANIMALS	dinosaur			2	2	2	2	✓	✓
ANIMALS	bat			2	2	2	2	✓	✓
ANIMALS	kangaroo			2	2	2	2	2	✓
ANIMALS	koala			2	2	2	2	2	✓
ANIMALS	panda			2	2	2	2	2	✓
BODY PARTS	my				✓	✓	✓	✓	✓
BODY PARTS	your				✓	✓	✓	✓	✓
BODY PARTS	her				✓	✓	✓	✓	✓
BODY PARTS	his				✓	✓	✓	✓	✓
BODY PARTS	their					✓	✓	✓	✓
BODY PARTS	face				✓	✓	✓	✓	✓
BODY PARTS	neck				✓	✓	✓	✓	✓
BODY PARTS	chin				✓	✓	✓	✓	✓
BODY PARTS	body				✓	✓	✓	✓	✓
BODY PARTS	head				✓	✓	✓	✓	✓
BODY PARTS	forehead				✓	✓	✓	✓	✓
BODY PARTS	hair				✓	✓	✓	✓	✓
BODY PARTS	cheek				✓	✓	✓	✓	✓
BODY PARTS	hand				✓	✓	✓	✓	✓
BODY PARTS	arm				✓	✓	✓	✓	✓

Page	Word/Folder	3*4 12	4*6 20	5*7 30	5*9 40	6*11 60	8*11 80	9*12 99	10*14 130
BODY PARTS	elbow				✓	✓	✓	✓	✓
BODY PARTS	wrist				✓	✓	✓	✓	✓
BODY PARTS	palm				✓	✓	✓	✓	✓
BODY PARTS	foot				✓	✓	✓	✓	✓
BODY PARTS	leg				✓	✓	✓	✓	✓
BODY PARTS	knee				✓	✓	✓	✓	✓
BODY PARTS	ankle				✓	✓	✓	✓	✓
BODY PARTS	heel				✓	✓	✓	✓	✓
BODY PARTS	tongue				✓	✓	✓	✓	✓
BODY PARTS	lip				✓	✓	✓	✓	✓
BODY PARTS	mouth				✓	✓	✓	✓	✓
BODY PARTS	teeth				✓	✓	✓	✓	✓
BODY PARTS	tooth				✓	✓	✓	✓	✓
BODY PARTS	chest				✓	✓	✓	✓	✓
BODY PARTS	shoulder				✓	✓	✓	✓	✓
BODY PARTS	belly				✓	✓	✓	✓	✓
BODY PARTS	back				✓	✓	✓	✓	✓
BODY PARTS	butt				✓	✓	✓	✓	✓
BODY PARTS	stomach				✓	✓	✓	✓	✓
BODY PARTS	blood				✓	✓	✓	✓	✓
BODY PARTS	bone				✓	✓	✓	✓	✓
BODY PARTS	brain				✓	✓	✓	✓	✓
BODY PARTS	toe				✓	✓	✓	✓	✓
BODY PARTS	finger				✓	✓	✓	✓	✓
BODY PARTS	thumb				✓	✓	✓	✓	✓
BODY PARTS	index finger				✓	✓	✓	✓	✓
BODY PARTS	toenail					✓	✓	✓	✓
BODY PARTS	fingernail					✓	✓	✓	✓
BODY PARTS	eye					✓	✓	✓	✓
BODY PARTS	ears					✓	✓	✓	✓
BODY PARTS	nose					✓	✓	✓	✓
BODY PARTS	throat					✓	✓	✓	✓
BODY PARTS	private parts							✓	✓
HYGIENE	a				✓	✓	✓		✓
HYGIENE	an					✓	✓	✓	✓
HYGIENE	the				✓	✓	✓	✓	✓

Page	Word/Folder	3*4 12	4*6 20	5*7 30	5*9 40	6*11 60	8*11 80	9*12 99	10*14 130
HYGIENE	tissue				✓	✓	✓	✓	✓
HYGIENE	sanitizer				✓	✓	✓	✓	✓
HYGIENE	toilet paper				✓	✓	✓	✓	✓
HYGIENE	toilet				✓	✓	✓	✓	✓
HYGIENE	urinal				✓	✓	✓	✓	✓
HYGIENE	soap				✓	✓	✓	✓	✓
HYGIENE	washcloth				✓	✓	✓	✓	✓
HYGIENE	towel				✓	✓	✓	✓	✓
HYGIENE	bath				✓	✓	✓	✓	✓
HYGIENE	shower				✓	✓	✓	✓	✓
HYGIENE	toothbrush				✓	✓	✓	✓	✓
HYGIENE	toothpaste				✓	✓	✓	✓	✓
HYGIENE	mouthwash				✓	✓	✓	✓	✓
HYGIENE	dental floss				✓	✓	✓	✓	✓
HYGIENE	comb				✓	✓	✓	✓	✓
HYGIENE	hair brush				✓	✓	✓	✓	✓
HYGIENE	shampoo				✓	✓	✓	✓	✓
HYGIENE	conditioner				✓	✓	✓	✓	✓
HYGIENE	hair dryer				✓	✓	✓	✓	✓
HYGIENE	curling iron					✓	✓	✓	✓
HYGIENE	band-aid				✓	✓	✓	✓	✓
HYGIENE	ointment				✓	✓	✓	✓	✓
HYGIENE	pill				✓	✓	✓	✓	✓
HYGIENE	medicine				✓	✓	✓	✓	✓
HYGIENE	deodorant				✓	✓	✓	✓	✓
HYGIENE	nail clipper				✓	✓	✓	✓	✓
HYGIENE	nail file				✓	✓	✓	✓	✓
HYGIENE	tweezers				✓	✓	✓	✓	✓
HYGIENE	razor				✓	✓	✓	✓	✓
HYGIENE	washer				✓	✓	✓	✓	✓
HYGIENE	dryer				✓	✓	✓	✓	✓
HYGIENE	laundry				✓	✓	✓	✓	✓
HYGIENE	detergent				✓	✓	✓	✓	✓
HYGIENE	softener				✓	✓	✓	✓	✓
HYGIENE	bleach					✓	✓	✓	✓
HYGIENE	make-up				✓	✓	✓	✓	✓
HYGIENE	lipstick				✓	✓	✓	✓	✓
HYGIENE	mascara				✓	✓	✓	✓	✓

Page	Word/Folder	3*4 12	4*6 20	5*7 30	5*9 40	6*11 60	8*11 80	9*12 99	10*14 130
HYGIENE	powder				✓	✓	✓	✓	✓
HYGIENE	tampon					✓	✓	✓	✓
HYGIENE	pad				✓	✓	✓	✓	✓
LEISURE	a				✓	✓	✓	✓	✓
LEISURE	an				✓	✓	✓	✓	✓
LEISURE	the				✓	✓	✓	✓	✓
LEISURE	book				✓	✓	✓	✓	✓
LEISURE	game				✓	✓	✓	✓	✓
LEISURE	cards				✓	✓	✓	✓	✓
LEISURE	TV				✓	✓	✓	✓	✓
LEISURE	sports				✓	✓	✓	✓	✓
LEISURE	swing				✓	✓	✓	✓	✓
LEISURE	play				✓	✓	✓	✓	✓
LEISURE	musical				✓	✓	✓	✓	✓
LEISURE	comedy				✓	✓	✓	✓	✓
LEISURE	mystery				✓	✓	✓	✓	✓
LEISURE	gardening				✓	✓	✓	✓	✓
LEISURE	photography				✓	✓	✓	✓	✓
LEISURE	shopping				✓	✓	✓	✓	✓
LEISURE	knitting				✓	✓	✓	✓	✓
LEISURE	painting				✓	✓	✓	✓	✓
LEISURE	fishing				✓	✓	✓	✓	✓
LEISURE	camping				✓	✓	✓	✓	✓
LEISURE	vacation				✓	✓	✓	✓	✓
LEISURE	travel				✓	✓	✓	✓	✓
LEISURE	skiing				✓	✓	✓	✓	✓
LEISURE	iPad				✓	✓	✓	✓	✓
LEISURE	app				✓	✓	✓	✓	✓
LEISURE	Facebook				✓	✓	✓	✓	✓
LEISURE	YouTube				✓	✓	✓	✓	✓
LEISURE	Skype				✓	✓	✓	✓	✓
LEISURE	email				✓	✓	✓	✓	✓
LEISURE	camera				✓	✓	✓	✓	✓
LEISURE	selfie				✓	✓	✓	✓	✓
LEISURE	photobomb				✓	✓	✓	✓	✓
LEISURE	music				✓	✓	✓	✓	✓
LEISURE	story					✓	✓	✓	✓

Page	Word/Folder	3*4 12	4*6 20	5*7 30	5*9 40	6*11 60	8*11 80	9*12 99	10*14 130
LEISURE	computer				✓	✓	✓	✓	✓
LEISURE	text				✓	✓	✓	✓	✓
LEISURE	video game				✓	✓	✓	✓	✓
LEISURE	movie				✓	✓	✓	✓	✓
MEDICAL	a					✓	✓	✓	✓
MEDICAL	an					✓	✓	✓	✓
MEDICAL	the					✓	✓	✓	✓
MEDICAL	medical					✓	✓	✓	✓
MEDICAL	911					✓	✓	✓	✓
MEDICAL	Cerebral palsy					✓	✓	✓	✓
MEDICAL	ALS					✓	✓	✓	✓
MEDICAL	Autism					✓	✓	✓	✓
MEDICAL	AAC devices					✓	✓	✓	✓
MEDICAL	switch					✓	✓	✓	✓
MEDICAL	keyguard					✓	✓	✓	✓
MEDICAL	wheelchair					✓	✓	✓	✓
MEDICAL	walker					✓	✓	✓	✓
MEDICAL	lift					✓	✓	✓	✓
MEDICAL	pill					✓	✓	✓	✓
MEDICAL	vitamins					✓	✓	✓	✓
MEDICAL	feeding tube					✓	✓	✓	✓
MEDICAL	trach tube					✓	✓	✓	✓
MEDICAL	suction					✓	✓	✓	✓
MEDICAL	oxygen					✓	✓	✓	✓
MEDICAL	hearing aid					✓	✓	✓	✓
MEDICAL	glasses					✓	✓	✓	✓
MEDICAL	contacts					✓	✓	✓	✓
MEDICAL	lens cases					✓	✓	✓	✓
MEDICAL	insurance					✓	✓	✓	✓
MEDICAL	appointment					✓	✓	✓	✓
MEDICAL	prescription					✓	✓	✓	✓
MEDICAL	referral					✓	✓	✓	✓
MEDICAL	thermometer					✓	✓	✓	✓
MEDICAL	shot					✓	✓	✓	✓

Page	Word/Folder	3*4 12	4*6 20	5*7 30	5*9 40	6*11 60	8*11 80	9*12 99	10*14 130
MONEY	a				✓	✓	✓	✓	✓
MONEY	an				✓	✓	✓	✓	✓
MONEY	the				✓	✓	✓	✓	✓
MONEY	space				✓	✓	✓	✓	✓
MONEY	punctuation				✓	✓	✓	✓	✓
MONEY	1				✓	✓	✓	✓	✓
MONEY	2				✓	✓	✓	✓	✓
MONEY	3				✓	✓	✓	✓	✓
MONEY	4				✓	✓	✓	✓	✓
MONEY	5				✓	✓	✓	✓	✓
MONEY	6				✓	✓	✓	✓	✓
MONEY	7				✓	✓	✓	✓	✓
MONEY	8				✓	✓	✓	✓	✓
MONEY	9				✓	✓	✓	✓	✓
MONEY	0				✓	✓	✓	✓	✓
MONEY	penny				✓	✓	✓	✓	✓
MONEY	nickel				✓	✓	✓	✓	✓
MONEY	dime				✓	✓	✓	✓	✓
MONEY	quarter				✓	✓	✓	✓	✓
MONEY	half dollar				✓	✓	✓	✓	✓
MONEY	one dollar				✓	✓	✓	✓	✓
MONEY	five dollars				✓	✓	✓	✓	✓
MONEY	ten dollars				✓	✓	✓	✓	✓
MONEY	twenty dollars				✓	✓	✓	✓	✓
MONEY	fifty dollars				✓	✓	✓	✓	✓
MONEY	one hundred dollars				✓	✓	✓	✓	✓
MONEY	debit card					✓	✓	✓	✓
MONEY	credit card				✓	✓	✓	✓	✓
MONEY	AMEX				✓	✓	✓	✓	✓
MONEY	Mastercard				✓	✓	✓	✓	✓
MONEY	Visa				✓	✓	✓	✓	✓
MONEY	check				✓	✓	✓	✓	✓
MONEY	gift card				✓	✓	✓	✓	✓
NATURE	a				✓	✓	✓	✓	✓
NATURE	an					✓	✓	✓	✓
NATURE	the				✓	✓	✓	✓	✓

Page	Word/Folder	3*4 12	4*6 20	5*7 30	5*9 40	6*11 60	8*11 80	9*12 99	10*14 130
NATURE	nature				✓	✓	✓	✓	✓
NATURE	weather				✓	✓	✓	✓	✓
NATURE	branch				✓	✓	✓	✓	✓
NATURE	trunk				✓	✓	✓	✓	✓
NATURE	leaf				✓	✓	✓	✓	✓
NATURE	bush				✓	✓	✓	✓	✓
NATURE	tree				✓	✓	✓	✓	✓
NATURE	seeds				✓	✓	✓	✓	✓
NATURE	bud				✓	✓	✓	✓	✓
NATURE	petal				✓	✓	✓	✓	✓
NATURE	stem				✓	✓	✓	✓	✓
NATURE	flower				✓	✓	✓	✓	✓
NATURE	bouquet				✓	✓	✓	✓	✓
NATURE	plant				✓	✓	✓	✓	✓
NATURE	root				✓	✓	✓	✓	✓
NATURE	dirt				✓	✓	✓	✓	✓
NATURE	grass				✓	✓	✓	✓	✓
NATURE	weed				✓	✓	✓	✓	✓
NATURE	water				✓	✓	✓	✓	✓
NATURE	dew				✓	✓	✓	✓	✓
NATURE	mud				✓	✓	✓	✓	✓
NATURE	ocean				2	✓	✓	✓	✓
NATURE	sand				2	✓	✓	✓	✓
NATURE	shell				2	✓	✓	✓	✓
NATURE	fog				✓	✓	✓	✓	✓
NATURE	rain				✓	✓	✓	✓	✓
NATURE	snow				✓	✓	✓	✓	✓
NATURE	ice				✓	✓	✓	✓	✓
NATURE	wind				✓	✓	✓	✓	✓
NATURE	sleet				✓	✓	✓	✓	✓
NATURE	sun				✓	✓	✓	✓	✓
NATURE	cloud				✓	✓	✓	✓	✓
NATURE	sky				✓	✓	✓	✓	✓
NATURE	star				✓	✓	✓	✓	✓
NATURE	moon				✓	✓	✓	✓	✓
NATURE	planet				✓	✓	✓	✓	✓
NATURE	storm				✓	✓	✓	✓	✓
NATURE	flood				✓	✓	✓	✓	✓

Page	Word/Folder	3*4 12	4*6 20	5*7 30	5*9 40	6*11 60	8*11 80	9*12 99	10*14 130
NATURE	tornado				✓	✓	✓	✓	✓
NATURE	hurricane				✓	✓	✓	✓	✓
NATURE	blizzard				✓	✓	✓	✓	✓
NATURE	earthquake				✓	✓	✓	✓	✓
NATURE	rainbow				✓	✓	✓	✓	✓
NATURE	thunder				2	✓	✓	✓	✓
NATURE	lightening				2	✓	✓	✓	✓
NATURE	electricity				2	✓	✓	✓	✓
NATURE	fire				2	✓	✓	✓	✓
PARTY	a			✓	✓	✓	✓	✓	✓
PARTY	an			✓	✓	✓	✓	✓	✓
PARTY	the			✓	✓	✓	✓	✓	✓
PARTY	party			✓	✓	✓	✓	✓	✓
PARTY	surprise			✓	✓	✓	✓	✓	✓
PARTY	secret			✓	✓	✓	✓	✓	✓
PARTY	invitation			✓	✓	✓	✓	✓	✓
PARTY	card			✓	✓	✓	✓	✓	✓
PARTY	present			✓	✓	✓	✓	✓	✓
PARTY	balloon			✓	✓	✓	✓	✓	✓
PARTY	birthday			✓	✓	✓	✓	✓	✓
PARTY	happy birthday			✓	✓	✓	✓	✓	✓
PARTY	wish			✓	✓	✓	✓	✓	✓
PARTY	candles			✓	✓	✓	✓	✓	✓
PARTY	cake			✓	✓	✓	✓	✓	✓
PARTY	ice cream			✓	✓	✓	✓	✓	✓
PARTY	cupcake			✓	✓	✓	✓	✓	✓
PARTY	party favor			✓	✓	✓	✓	✓	✓
PARTY	decorations			✓	✓	✓	✓	✓	✓
PARTY	bow			✓	✓	✓	✓	✓	✓
PARTY	ribbon			✓	✓	✓	✓	✓	✓
PARTY	paper			✓	✓	✓	✓	✓	✓
PARTY	gift tag					✓	✓	✓	✓
PARTY	music			✓	✓	✓	✓	✓	✓
PARTY	song			✓	✓	✓	✓	✓	✓
PARTY	party game			✓	✓	✓	✓	✓	✓
PARTY	party hat			✓	✓	✓	✓	✓	✓
PARTY	games			✓		✓	✓	✓	✓

Page	Word/Folder	3*4 12	4*6 20	5*7 30	5*9 40	6*11 60	8*11 80	9*12 99	10*14 130
PARTY	graduation				✓	✓	✓	✓	✓
PARTY	wedding				✓	✓	✓	✓	✓
PARTY	baby shower				✓	✓	✓		✓
PARTY	sweet 16				✓	✓	✓	✓	✓
SPORTS	a					✓	✓	✓	✓
SPORTS	an					✓	✓	✓	✓
SPORTS	the					✓	✓	✓	✓
SPORTS	sports					✓	✓	✓	✓
SPORTS	team					✓	✓	✓	✓
SPORTS	ticket					✓	✓	✓	✓
SPORTS	stadium					✓	✓	✓	✓
SPORTS	referee					✓	✓	✓	✓
SPORTS	foul					✓	✓	✓	✓
SPORTS	out					✓	✓	✓	✓
SPORTS	champion					✓	✓	✓	✓
SPORTS	trophy					✓	✓	✓	✓
SPORTS	World series					✓	✓	✓	✓
SPORTS	Super Bowl					✓	✓	✓	✓
SPORTS	World Cup					✓	✓	✓	✓
SPORTS	Olympics					✓	✓	✓	✓
SPORTS	Boston marathon						✓	✓	✓
SPORTS	team					✓	✓	✓	✓
SPORTS	score					✓	✓	✓	✓
SPORTS	points					✓	✓	✓	✓
SPORTS	winner					✓	✓	✓	✓
SPORTS	loser					✓	✓	✓	✓
SPORTS	baseball					✓	✓	✓	✓
SPORTS	batter					✓	✓	✓	✓
SPORTS	catcher					✓	✓	✓	✓
SPORTS	strike					✓	✓	✓	✓
SPORTS	1 st base					✓	✓	✓	✓
SPORTS	2 nd base					✓	✓	✓	✓
SPORTS	3 rd base					✓	✓	✓	✓
SPORTS	home run					✓	✓	✓	✓
SPORTS	basketball					✓	✓	✓	✓
SPORTS	jump					✓	✓	✓	✓
SPORTS	shoot					✓	✓	✓	✓

Page	Word/Folder	3*4 12	4*6 20	5*7 30	5*9 40	6*11 60	8*11 80	9*12 99	10*14 130
SPORTS	a					✓	✓	✓	✓
SPORTS	an					✓	✓	✓	✓
SPORTS	the					✓	✓	✓	✓
SPORTS	sports					✓	✓	✓	✓
SPORTS	team					✓	✓	✓	✓
SPORTS	ticket					✓	✓	✓	✓
SPORTS	stadium					✓	✓	✓	✓
SPORTS	referee					✓	✓	✓	✓
SPORTS	foul					✓	✓	✓	✓
SPORTS	out					✓	✓	✓	✓
SPORTS	champion					✓	✓	✓	✓
SPORTS	trophy					✓	✓	✓	✓
SPORTS	World series					✓	✓	✓	✓
SPORTS	Super Bowl					✓	✓	✓	✓
SPORTS	World Cup					✓	✓	✓	✓
SPORTS	Olympics					✓	✓	✓	✓
SPORTS	Boston marathon						✓	✓	✓
SPORTS	team					✓	✓	✓	✓
SPORTS	score					✓	✓	✓	✓
SPORTS	points					✓	✓	✓	✓
SPORTS	winner					✓	✓	✓	✓
SPORTS	loser					✓	✓	✓	✓
SPORTS	baseball					✓	✓	✓	✓
SPORTS	batter					✓	✓	✓	✓
SPORTS	catcher					✓	✓	✓	✓
SPORTS	strike					✓	✓	✓	✓
SPORTS	1 st base					✓	✓	✓	✓
SPORTS	2 nd base					✓	✓	✓	✓
SPORTS	3 rd base					✓	✓	✓	✓
SPORTS	home run					✓	✓	✓	✓
SPORTS	basketball					✓	✓	✓	✓
SPORTS	jump					✓	✓	✓	✓
SPORTS	shoot					✓	✓	✓	✓
SPORTS	dribble					✓	✓	✓	✓
SPORTS	football					✓	✓	✓	✓
SPORTS	touchdown					✓	✓	✓	✓
SPORTS	down					✓	✓	✓	✓
SPORTS	fumble					✓	✓	✓	✓

Page	Word/Folder	3*4 12	4*6 20	5*7 30	5*9 40	6*11 60	8*11 80	9*12 99	10*14 130
SPORTS	end zone					✓	✓	✓	✓
SPORTS	field goal					✓	✓	✓	✓
SPORTS	interception						✓	✓	✓
SPORTS	soccer					✓	✓	✓	✓
SPORTS	field					✓	✓	✓	✓
SPORTS	goal					✓	✓	✓	✓
SPORTS	hockey					✓	✓	✓	✓
SPORTS	goalie					✓	✓	✓	✓
SPORTS	rink					✓	✓	✓	✓
SPORTS	skates					✓	✓	✓	✓
SPORTS	golf							✓	✓
SPORTS	golf course							✓	✓
SPORTS	golf tee							✓	✓
SPORTS	golf club							✓	✓
SPORTS	golf hole							✓	✓
SPORTS	fishing					✓	✓	✓	✓
SPORTS	bowling					✓	✓	✓	✓
SPORTS	camping					✓	✓	✓	✓
SPORTS	hiking					✓	✓	✓	✓
SPORTS	swimming					✓	✓	✓	✓
SPORTS	running					✓	✓	✓	✓
SPORTS	marathon					✓	✓	✓	✓
SPORTS	biking								✓
SPORTS	boxing								✓
SPORTS	archery								✓
SPORTS	track								✓
SPORTS	tennis								✓
Tools	a					✓	✓	✓	✓
Tools	an					✓	✓	✓	✓
Tools	the					✓	✓	✓	✓
Tools	tool					✓	✓	✓	✓
Tools	broom					✓	✓	✓	✓
Tools	mop					✓	✓	✓	✓
Tools	dust pan					✓	✓	✓	✓
Tools	dust brush					✓	✓	✓	✓
Tools	bucket					✓	✓	✓	✓
Tools	hammer					✓	✓	✓	✓

Page	Word/Folder	3*4 12	4*6 20	5*7 30	5*9 40	6*11 60	8*11 80	9*12 99	10*14 130
Tools	saw					✓	✓	✓	✓
Tools	drill					✓	✓	✓	✓
Tools	pliers					✓	✓	✓	✓
Tools	screwdriver					✓	✓	✓	✓
Tools	wrench					✓	✓	✓	✓
Tools	nail					✓	✓	✓	✓
Tools	screw					✓	✓	✓	✓
Tools	nut					✓	✓	✓	✓
Tools	bit					✓	✓	✓	✓
Tools	wire					✓	✓	✓	✓
Tools	pipe					✓	✓	✓	✓
Tools	paint					✓	✓	✓	✓
Tools	paintbrush					✓	✓	✓	✓
Tools	roller					✓	✓	✓	✓
Tools	caulk					✓	✓	✓	✓
Tools	sandpaper					✓	✓	✓	✓
Tools	ladder					✓	✓	✓	✓
Tools	flashlight					✓	✓	✓	✓
Tools	battery					✓	✓	✓	✓
Tools	step stool					✓	✓	✓	✓
Tools	clamp					✓	✓	✓	✓
Tools	rake					✓	✓	✓	✓
Tools	hose					✓	✓	✓	✓
Tools	watering can					✓	✓	✓	✓
Tools	shovel					✓	✓	✓	✓
Tools	lawn mower					✓	✓	✓	✓
Tools	snow blower					✓	✓	✓	✓
Tools	snowplow					✓	✓	✓	✓
Tools	leaf blower					✓	✓	✓	✓
Tools	hoe					✓	✓	✓	✓
Tools	spade					✓	✓	✓	✓
VEHICLE	a			✓	✓	✓	✓	✓	✓
VEHICLE	an					✓	✓	✓	✓
VEHICLE	the			✓	✓	✓	✓	✓	✓
VEHICLE	wheelchair			✓	✓	✓	✓	✓	✓
VEHICLE	power chair			✓	✓	✓	✓	✓	✓
VEHICLE	car			✓	✓	✓	✓	✓	✓

Page	Word/Folder	3*4 12	4*6 20	5*7 30	5*9 40	6*11 60	8*11 80	9*12 99	10*14 130
VEHICLE	van			✓	✓	✓	✓	✓	✓
VEHICLE	truck			✓	✓	✓	✓	✓	✓
VEHICLE	police car			✓	✓	✓	✓	✓	✓
VEHICLE	fire truck			✓	✓	✓	✓	✓	✓
VEHICLE	ambulance				✓	✓	✓	✓	✓
VEHICLE	bus			✓	✓	✓	✓	✓	✓
VEHICLE	train			✓	✓	✓	✓	✓	✓
VEHICLE	Taxi			✓	✓	✓	✓	✓	✓
VEHICLE	Airplane			✓	✓	✓	✓	✓	✓
VEHICLE	Helicopter			✓	✓	✓	✓	✓	✓
VEHICLE	Spaceship				✓	✓	✓	✓	✓
VEHICLE	Space shuttle				✓	✓	✓	✓	✓
VEHICLE	Boat			✓	✓	✓	✓	✓	✓
VEHICLE	Sailboat			✓	✓	✓	✓	✓	✓
VEHICLE	Ship			✓	✓	✓	✓	✓	✓
VEHICLE	Raft			✓	✓	✓	✓	✓	✓
VEHICLE	submarine			✓	✓	✓	✓	✓	✓
VEHICLE	canoe			✓	✓	✓	✓	✓	✓
VEHICLE	kayak			✓	✓	✓	✓	✓	✓
VEHICLE	stroller			✓	✓	✓	✓	✓	✓
VEHICLE	tricycle			✓	✓	✓	✓	✓	✓
VEHICLE	bicycle			✓	✓	✓	✓	✓	✓
VEHICLE	motorbike				✓	✓	✓	✓	✓
VEHICLE	ice cream truck			✓	✓	✓	✓	✓	✓
VEHICLE	cement truck			✓	✓	✓	✓	✓	✓
VEHICLE	dump truck			✓	✓	✓	✓	✓	✓
VEHICLE	pick up truck					✓	✓	✓	✓
VEHICLE	semi truck					✓	✓	✓	✓
VEHICLE	sled			✓	✓	✓	✓	✓	✓
VEHICLE	wagon			✓	✓	✓	✓	✓	✓
VEHICLE	skateboard				✓	✓	✓	✓	✓
VEHICLE	snowboard				✓	✓	✓	✓	✓
VEHICLE	race car				✓	✓	✓	✓	✓
VEHICLE	moving van					✓	✓	✓	✓
VEHICLE	tractor			✓	✓	✓	✓	✓	✓
VEHICLE	RV					2	✓	✓	✓
PLAY	a		✓	✓					

Page	Word/Folder	3*4 12	4*6 20	5*7 30	5*9 40	6*11 60	8*11 80	9*12 99	10*14 130
PLAY	the		✓	✓					
PLAY	with		✓	✓					
PLAY	PEOPLE		✓						
PLAY	DO/ DESCRIBE		✓						
PLAY	COLORS		✓						
PLAY	toy		✓	✓					
PLAY	toy people			✓					
PLAY	car	✓		✓					
PLAY	bike	✓	✓	✓					
PLAY	game	✓							
PLAY	video game	✓	✓	✓					
PLAY	iPad	✓	✓						
PLAY	art	✓							
PLAY	beads	✓	✓	✓					
PLAY	bubble		✓	✓					
PLAY	blocks		✓	✓					
PLAY	music	✓	✓	✓					
PLAY	sports	✓							
PLAY	ball	✓	✓	✓					
PLAY	computer	2	✓						
PLAY	board game	2	✓						
PLAY	action figure	2	✓	✓					
PLAY	animal	2							
PLAY	puzzle	2	✓	✓					
PLAY	book	2	✓	✓					
PLAY	doll		✓	✓					
PLAY	doll house			✓					
PLAY	swing		✓	✓					
PLAY	wagon			✓					
PLAY	teddy bear		✓	✓					
PLAY	computer		✓						
PLAY	Crayon			✓					
PLAY	Coloring book			✓					
PLAY	Play-doh			✓					
PLAY	Clay			✓					
PLAY	Paint set			✓					
PLAY	Monopoly			✓					
PLAY	Guess Who			✓					

Page	Word/Folder	3*4 12	4*6 20	5*7 30	5*9 40	6*11 60	8*11 80	9*12 99	10*14 130
PLAY	Balloon			✓					
PLAY	Sorter			✓					
PLAY	Stack toy			✓					
PLAY	Mr. potato			✓					
PLAY	Barbie			✓					
DO/DESCRIBE	COLORS		✓						
DO/DESCRIBE	Pop		✓						
DO/DESCRIBE	Hold		✓						
DO/DESCRIBE	Stack		✓						
DO/DESCRIBE	Dress		✓						
DO/DESCRIBE	Roll		✓						
DO/DESCRIBE	Catch		✓						
DO/DESCRIBE	Push		✓						
DO/DESCRIBE	Wash		✓						
DO/DESCRIBE	Big		✓						
DO/DESCRIBE	Little		✓						
DO/DESCRIBE	Loud		✓						
DO/DESCRIBE	High		✓						
DO/DESCRIBE	Little		✓						
DO/DESCRIBE	Slow		✓						
DO/DESCRIBE	Soft		✓						
DO/DESCRIBE	low		✓						
TOYS				✓	✓	✓	✓	✓	✓
TOYS	an			✓	✓	✓	✓	✓	✓
TOYS	the			✓	✓	✓	✓	✓	✓
TOYS	toy			✓	✓	✓	✓	✓	✓
TOYS	PlayStation			2	2	✓	✓	✓	✓
TOYS	ball			✓	✓	✓	✓	✓	✓
TOYS	action figure			✓	✓	✓	✓	✓	✓
TOYS	book			✓	✓	✓	✓	✓	✓
TOYS	doll			✓	✓	✓	✓	✓	✓
TOYS	doll house			✓	✓	✓	✓	✓	✓
TOYS	Barbie			2	2	✓	✓	✓	✓
TOYS	swing			✓	✓	✓	✓	✓	✓
TOYS	bike			✓	✓	✓	✓	✓	✓
TOYS	wagon			✓	✓	✓	✓	✓	✓
TOYS	car			✓	✓	✓	✓	✓	✓

Page	Word/Folder	3*4 12	4*6 20	5*7 30	5*9 40	6*11 60	8*11 80	9*12 99	10*14 130
TOYS	toy people			✓	✓	✓	✓	✓	✓
TOYS	drum			2	2	✓	✓	✓	✓
TOYS	bubbles			✓	✓	✓	✓	✓	✓
TOYS	balloon			✓	✓	✓	✓	✓	✓
TOYS	puppet			✓	✓	✓	✓	✓	✓
TOYS	blocks			✓	✓	✓	✓	✓	✓
TOYS	Lego			✓	✓	✓	✓	✓	✓
TOYS	robot			2	2	✓	✓	✓	✓
TOYS	crayon			✓	✓	✓	✓	✓	✓
TOYS	coloring book			✓	✓	✓	✓	✓	✓
TOYS	play-doh			✓	✓	✓	✓	✓	✓
TOYS	clay			✓	✓	✓	✓	✓	✓
TOYS	paint set			✓	✓	✓	✓	✓	✓
TOYS	easel					✓	✓	✓	✓
TOYS	video game			✓	✓	✓	✓	✓	✓
TOYS	puzzle			✓	✓	✓	✓	✓	✓
TOYS	game			✓	✓	✓	✓	✓	✓
TOYS	spinner			✓	✓	✓	✓	✓	✓
TOYS	dice			✓		✓	✓	✓	✓
TOYS	game piece			2	2	✓	✓	✓	✓
TOYS	checkers			✓	✓	✓	✓	✓	✓
TOYS	chess			✓	✓	✓	✓	✓	✓
TOYS	tic-tac-toe			✓	✓	✓	✓	✓	✓
TOYS	hangman			✓	✓	✓	✓	✓	✓
TOYS	domino				✓	✓	✓	✓	✓
TOYS	marbles					✓	✓	✓	✓
TOYS	Sorry			2	✓	✓	✓	✓	✓
TOYS	Monopoly			2	✓	✓	✓	✓	✓
TOYS	Clue			2	✓	✓	✓	✓	✓
TOYS	Guess who			2	✓	✓	✓	✓	✓
TOYS	Uno			2	✓	✓	✓	✓	✓
TOYS	cards			2	✓	✓	✓	✓	✓
TOYS	baseball cards			2	✓	✓	✓	✓	✓
TOYS	frisbee			2	✓	✓	✓	✓	✓
TOYS	slinky			2	✓	✓	✓	✓	✓
TOYS	jacks			2	2	✓	✓	✓	✓
TOYS	tricycle			2	2	✓	✓	✓	✓
TOYS	skateboard			2	2	✓	✓	✓	✓

Page	Word/Folder	3*4 12	4*6 20	5*7 30	5*9 40	6*11 60	8*11 80	9*12 99	10*14 130
TOYS	scooter			2	2	✓	✓	✓	✓
TOYS	sled			2	2	✓	✓	✓	✓
TOYS	pool toys			2	2	✓	✓	✓	✓
TOYS	kite			2	2	✓	✓	✓	✓
TOYS	baseball			2	2	✓		✓	✓
TOYS	bat			2	2	✓		✓	✓
TOYS	glove			2	2	✓		✓	✓
TOYS	basketball			2	2	✓		✓	✓
TOYS	football			2	2	✓		✓	✓
TOYS	soccer			2	2	2		✓	✓
TOYS	train					✓			✓
TOYS	airplane					✓			✓
TOYS	sorter			2	2	2	✓	✓	✓
TOYS	stack toy			2	2	2	✓	✓	✓
TOYS	Mr. Potatoe Head			2	2	2	✓	✓	✓
TOYS	beads			2	2	2	✓	✓	✓
TOYS	rattle					2	✓	✓	✓
TOYS	mobile					2	✓	✓	✓
WEAR	a		✓	✓					
WEAR	COLORS	✓	✓	✓					
WEAR	DESCRIBE	✓	✓	✓					
WEAR	pants	✓	✓	✓					
WEAR	shirt	✓	✓	✓					
WEAR	dress	✓	✓	✓					
WEAR	pajamas	✓	✓	✓					
WEAR	underpants	✓	✓	✓					
WEAR	undershirt	✓	✓	✓					
WEAR	shoes	✓	✓	✓					
WEAR	sandals	✓							
WEAR	slippers		✓	✓					
WEAR	socks	✓	✓	✓					
WEAR	hat	2	✓	✓					
WEAR	gloves	2	✓	✓					
WEAR	coat	2	✓	✓					
WEAR	scarf		✓	✓					
WEAR	umbrella	2	✓	✓					

Page	Word/Folder	3*4 12	4*6 20	5*7 30	5*9 40	6*11 60	8*11 80	9*12 99	10*14 130
WEAR	boots	2	✓	✓					
WEAR	shorts	2	2	✓					
WEAR	t-shirt		2	✓					
WEAR	jeans		2	✓					
WEAR	robe		2	✓					
WEAR	sweater	2	✓	✓					
WEAR	swimsuit	2	✓	✓					
WEAR	skirt		2	✓					
WEAR	blouse		2	✓					
WEAR	tights		2	✓					
WEAR	purse	2	2	✓					
WEAR	jewelry	2	2	✓					
WEAR	ring	✓							
WEAR	necklace		2	✓					
WEAR	earring		2						
WEAR	bracelet		2	✓					
WEAR	shades	2	✓	✓					
WEAR	costume		✓						
WEAR	gym clothes		2	✓					
WEAR	uniform		2						
WEAR	clothes		2	✓					
WEAR/DES	right		✓	✓					
WEAR/DES	wrong		✓	✓					
WEAR/DES	big		✓	✓					
WEAR/DES	little		✓	✓					
WEAR/DES	pretty		✓	✓					
WEAR/DES	ugly		✓	✓					
WEAR/DES	new		✓	✓					
WEAR/DES	old		✓	✓					
WEAR/DES	clean		✓	✓					
WEAR/DES	dirty		✓	✓					
WEAR/DES	same		✓	✓					
WEAR/DES	different		✓	✓					
WEAR/DES	soft		✓	✓					
WEAR/DES	rough		✓	✓					
WEAR/DES	thick		✓	✓					

Page	Word/Folder	3*4 12	4*6 20	5*7 30	5*9 40	6*11 60	8*11 80	9*12 99	10*14 130
WEAR/DES	thin		✓	✓					
WEAR/DES	plaid		✓	✓					
WEAR/DES	plain		✓	✓					
WEAR/DES	short		✓	✓					
WEAR/DES	long		✓	✓					
WEAR/DES	polka dots		✓	✓					
WEAR/DES	stripes		✓	✓					
CLOTHES	a				✓	✓	✓	✓	✓
CLOTHES	an				✓	✓	✓	✓	✓
CLOTHES	the				✓	✓	✓	✓	✓
CLOTHES	clothes				✓	✓	✓	✓	✓
CLOTHES	DESCRIBE				✓	✓	✓	✓	✓
CLOTHES	COLORS				✓	✓	✓	✓	✓
CLOTHES	pants				✓	✓	✓	✓	✓
CLOTHES	jeans				✓	✓	✓	✓	✓
CLOTHES	t-shirt				✓	✓	✓	✓	✓
CLOTHES	shirt				✓	✓	✓	✓	✓
CLOTHES	tie					✓	✓	✓	✓
CLOTHES	boxers					✓	✓	✓	✓
CLOTHES	dress					✓	✓	✓	✓
CLOTHES	blouse					✓	✓	✓	✓
CLOTHES	skirt					✓	✓	✓	✓
CLOTHES	tights				✓	✓	✓	✓	✓
CLOTHES	undershirt				✓	✓	✓	✓	✓
CLOTHES	underpants				✓	✓	✓	✓	✓
CLOTHES	bra					✓	✓	✓	✓
CLOTHES	pajamas				✓	✓	✓	✓	✓
CLOTHES	slippers				✓	✓	✓	✓	✓
CLOTHES	robe				✓	✓	✓	✓	✓
CLOTHES	shoes				✓	✓	✓	✓	✓
CLOTHES	socks				✓	✓	✓	✓	✓
CLOTHES	boots				✓	✓	✓	✓	✓
CLOTHES	Uggs				2	✓	✓	✓	✓
CLOTHES	running shoes				2	✓	✓	✓	✓
CLOTHES	skates					✓	✓	✓	✓
CLOTHES	high heels						✓	✓	✓

Page	Word/Folder	3*4 12	4*6 20	5*7 30	5*9 40	6*11 60	8*11 80	9*12 99	10*14 130
CLOTHES	swimsuit				✓	✓	✓	✓	✓
CLOTHES	shorts				✓	✓	✓	✓	✓
CLOTHES	shades				✓	✓	✓	✓	✓
CLOTHES	sandals				✓	✓	✓	✓	✓
CLOTHES	flip flops				2	✓	✓	✓	✓
CLOTHES	jewelry					✓	✓	✓	✓
CLOTHES	bracelet					✓	✓	✓	✓
CLOTHES	necklace					✓	✓	✓	✓
CLOTHES	watch				2	✓	✓	✓	✓
CLOTHES	earring					✓	✓	✓	✓
CLOTHES	ring				2	✓	✓	✓	✓
CLOTHES	cap					✓	✓	✓	✓
CLOTHES	hat				✓	✓	✓	✓	✓
CLOTHES	bandanna				✓	✓	✓	✓	✓
CLOTHES	umbrella				✓	✓	✓	✓	✓
CLOTHES	glasses				2	✓	✓	✓	✓
CLOTHES	belt				✓	✓	✓	✓	✓
CLOTHES	hoodie				2		✓	✓	✓
CLOTHES	sweater				✓	✓	✓	✓	✓
CLOTHES	mittens				✓	✓	✓	✓	✓
CLOTHES	gloves				✓	✓	✓	✓	✓
CLOTHES	jacket				2	✓	✓	✓	✓
CLOTHES	coat				✓	✓	✓	✓	✓
CLOTHES	scarf				✓	✓	✓	✓	✓
CLOTHES	sweatshirt					✓	✓	✓	✓
CLOTHES	uniform				✓	✓	✓	✓	✓
CLOTHES	gym clothes				✓	✓	✓	✓	✓
CLOTHES	costume					✓	✓	✓	✓
CLOTHES	purse					✓	✓	✓	✓
CLOTHES	diaper				✓	✓	✓	✓	✓
CLOTHES	brace				2	✓	✓	✓	✓
FOOD/DRINK	BREAKFAST	✓							
FOOD/DRINK	LUNCH	✓							
FOOD/DRINK	SNACKS	✓							
FOOD/DRINK	DINNER	✓							
FOOD/DRINK	DRINKS	✓							

Page	Word/Folder	3*4 12	4*6 20	5*7 30	5*9 40	6*11 60	8*11 80	9*12 99	10*14 130
FOOD/DRINK	Cereal	✓							
FOOD/DRINK	Cheese	✓							
FOOD/DRINK	Chips	✓							
FOOD/DRINK	Pancakes	✓							
FOOD/DRINK	Yogurt	✓							
FOOD/DRINK	pretzel	✓							
EAT	a								
EAT	an								
EAT	the								
EAT	breakfast		✓	✓	✓				
EAT	lunch		✓	✓	✓				
EAT	dinner		✓	✓	✓				
EAT	fruit		✓	✓	✓				
EAT	snack		✓	✓	✓				
EAT	drink				✓				
EAT	vegetables			✓	✓				
EAT	more		✓	✓					
EAT	cereal		✓	✓	✓				
EAT	hamburger			✓	✓				
EAT	hotdog			✓	✓				
EAT	french fries			✓	✓				
EAT	sandwich		✓	✓	✓				
EAT	chicken		✓	✓	✓				
EAT	corn			✓	✓				
EAT	apple		✓	✓	✓				
EAT	chips		✓	✓	✓				
EAT	eggs			✓	✓				
EAT	pancakes		✓	✓	✓				
EAT	yogurt		✓	✓	✓				
EAT	macaroni		✓	✓	✓				
EAT	banana		✓	✓	✓				
EAT	cookie		✓	✓	✓				
EAT	food			✓	✓				
EAT	potato			✓	✓				
EAT	orange			✓	✓				
EAT	bacon			2	2				
EAT	donut			2	2				

Page	Word/Folder	3*4 12	4*6 20	5*7 30	5*9 40	6*11 60	8*11 80	9*12 99	10*14 130
EAT	muffin			2	2				
EAT	toast			2	2				
EAT	waffle			2	2				
EAT	fish			2	2				
EAT	meatballs			2	2				
EAT	pizza			2	2				
EAT	spaghetti			2	2				
EAT	cheese			2	2				
EAT	spaghetti and meatballs			2	2				
EAT	cracker			2	2				
EAT	mayonnaise			2	2				
EAT	soup			2	2				
EAT	taco			2	2				
EAT	meat			2	2				
EAT	meatloaf			2	2				
EAT	nuggets			2	2				
EAT	ketchup			2	✓				
EAT	mustard			2	✓				
EAT	tomato			2	2				
EAT	olives			2	2				
EAT	celery			2	2				
EAT	carrots			2	2				
EAT	green beans			2	2				
EAT	grapes			2	2				
EAT	melon			2	2				
EAT	peach			2	2				
EAT	strawberry			2	2				
EAT	watermelon			2	2				
EAT	pretzel			2	2				
EAT	ice cream			2	2				
EAT	brownie			2	2				
EAT	cake			2	2				
EAT	juice				✓				
EAT	milk				✓				

Page	Word/Folder	3*4 12	4*6 20	5*7 30	5*9 40	6*11 60	8*11 80	9*12 99	10*14 130
EAT	water				✓				
EAT	dessert				✓				
EAT	butter				✓				
EAT	condiments				✓				
EAT	milkshake				2				
EAT	soda				2				
EAT	tea				2				
EAT	coffee				2				
EAT	lemonade				2				
EAT	relish				2				
EAT	salt				2				
EAT	pepper				2				
EAT	BREAKFAST		✓	✓	✓				
EAT	LUNCH		✓	✓	✓				
EAT	DINNER		✓	✓	✓				
EAT	FRUITS		✓	✓	✓				
EAT	SNACKS		✓	✓	✓				
EAT	DRINKS				✓				
EAT	COLORS		✓	✓					
EAT	DESCRIBE		✓	✓					
EAT/COLORS	cherry		✓	✓					
EAT/COLORS	mint		✓	✓					
EAT/COLORS	pink		✓	✓					
EAT/COLORS	vanilla		✓	✓					
EAT/COLORS	grape		✓	✓					
EAT/COLORS	blue		✓	✓					
EAT/COLORS	chocolate		✓	✓					
EAT/COLORS	orange		✓	✓					
EAT/COLORS	black		✓	✓					
EAT/COLORS	strawberry		✓	✓					
EAT/COLORS	yellow		✓	✓					
EAT/COLORS	round		✓	✓					
EAT/COLORS	square		✓	✓					
EAT/COLORS	diamond		✓	✓					
EAT/COLORS	rectangle		✓	✓					
EAT/COLORS	triangle		✓	✓					
EAT/COLORS	heart		✓	✓					

Page	Word/Folder	3*4 12	4*6 20	5*7 30	5*9 40	6*11 60	8*11 80	9*12 99	10*14 130
EAT/DESCRIBE	right		✓	✓					
EAT/DESCRIBE	wrong		✓	✓					
EAT/DESCRIBE	pretty		✓	✓					
EAT/DESCRIBE	big		✓	✓					
EAT/DESCRIBE	hot		✓	✓					
EAT/DESCRIBE	burnt		✓	✓					
EAT/DESCRIBE	toasted		✓	✓					
EAT/DESCRIBE	little		✓	✓					
EAT/DESCRIBE	warm		✓	✓					
EAT/DESCRIBE	melted		✓	✓					
EAT/DESCRIBE	fried		✓	✓					
EAT/DESCRIBE	hard		✓	✓					
EAT/DESCRIBE	cold		✓	✓					
EAT/DESCRIBE	sticky		✓	✓					
EAT/DESCRIBE	scrambled		✓	✓					
EAT/DESCRIBE	soft		✓	✓					
EAT/DESCRIBE	yucky		✓	✓					
EAT/DESCRIBE	yummy		✓	✓					
EAT/DESCRIBE	crispy		✓	✓					
FOOD	a				✓	✓	✓	✓	✓
FOOD	an				✓	✓	✓	✓	✓
FOOD	the				✓	✓	✓	✓	✓
FOOD	food				✓	✓	✓	✓	✓
FOOD	condiments				✓	✓	✓	✓	✓
FOOD	salt				2		✓	✓	✓
FOOD	pepper				2		✓	✓	✓
FOOD	butter				✓	✓	✓	✓	✓
FOOD	ketchup				✓	✓	✓	✓	✓
FOOD	mustard				✓	✓	✓	✓	✓
FOOD	mayonnaise				2	✓	✓	✓	✓
FOOD	relish				2	✓	✓	✓	✓
FOOD	breakfast				✓	✓	✓	✓	✓
FOOD	BREAKFAST				✓	✓	✓	✓	✓
FOOD	bacon				2			✓	✓
FOOD	cereal				✓	✓	✓	✓	✓
FOOD	donut				2		✓	✓	✓

Page	Word/Folder	3*4 12	4*6 20	5*7 30	5*9 40	6*11 60	8*11 80	9*12 99	10*14 130
FOOD	egg				✓	✓	✓	✓	✓
FOOD	muffin				2			✓	✓
FOOD	pancakes				✓	✓	✓	✓	✓
FOOD	toast				2	✓	✓	✓	✓
FOOD	waffle				2				✓
FOOD	lunch				✓	✓	✓	✓	✓
FOOD	LUNCH				✓	✓	✓	✓	✓
FOOD	cheese				2				✓
FOOD	hamburger				✓	✓	✓	✓	✓
FOOD	hot dog				✓	✓	✓	✓	✓
FOOD	nuggets				2	✓	✓	✓	✓
FOOD	pizza				2	✓	✓	✓	✓
FOOD	sandwich				✓	✓	✓	✓	✓
FOOD	soup				2			✓	✓
FOOD	yogurt				✓	✓	✓	✓	✓
FOOD	dinner				✓	✓	✓	✓	✓
FOOD	DINNER				✓	✓	✓	✓	✓
FOOD	chicken				✓	✓	✓	✓	✓
FOOD	fish				2	✓	✓	✓	✓
FOOD	macaroni				✓	✓	✓	✓	✓
FOOD	meat				2	✓	✓	✓	✓
FOOD	meatballs				2			✓	✓
FOOD	meatloaf				2			✓	✓
FOOD	spaghetti				2			✓	✓
FOOD	Spaghetti and meatballs				2	✓	✓		
FOOD	taco				2	✓	✓	✓	✓
FOOD	vegetables				✓	✓	✓	✓	✓
FOOD	VEGETABLES				✓	✓	✓	✓	✓
FOOD	carrots				2	✓	✓	✓	✓
FOOD	celery				2			✓	✓
FOOD	corn				✓	✓	✓	✓	✓
FOOD	French fries				✓	✓	✓	✓	✓
FOOD	green beans				2	✓	✓	✓	✓
FOOD	olives				2				✓
FOOD	potato				✓	✓	✓	✓	✓

Page	Word/Folder	3*4 12	4*6 20	5*7 30	5*9 40	6*11 60	8*11 80	9*12 99	10*14 130
FOOD	tomato				2	✓	✓	✓	✓
FOOD	fruit				✓	✓	✓	✓	✓
FOOD	FRUIT				✓	✓	✓	✓	✓
FOOD	apple				✓	✓	✓	✓	✓
FOOD	banana				✓	✓	✓	✓	✓
FOOD	grapes				2	✓	✓	✓	✓
FOOD	melon				2				✓
FOOD	orange				✓	✓	✓	✓	✓
FOOD	peach				2			✓	✓
FOOD	strawberry				2	✓	✓	✓	✓
FOOD	watermelon				2	✓	✓	✓	✓
FOOD	drink				✓	✓	✓	✓	✓
FOOD	DRINKS				✓	✓	✓	✓	✓
FOOD	coffee				2			✓	✓
FOOD	juice				✓	✓	✓	✓	✓
FOOD	lemonade				2				✓
FOOD	milk				✓	✓	✓	✓	✓
FOOD	milkshake				2		✓	✓	✓
FOOD	soda				2	✓	✓	✓	✓
FOOD	tea				2		✓	✓	✓
FOOD	water				✓	✓	✓	✓	✓
FOOD	snack				✓	✓	✓	✓	✓
FOOD	SNACKS				✓	✓	✓	✓	✓
FOOD	dessert				✓	✓	✓	✓	✓
FOOD	brownie				2		✓	✓	✓
FOOD	cake				2		✓	✓	✓
FOOD	cracker							✓	✓
FOOD	chips				✓	✓	✓	✓	✓
FOOD	cookie				✓	✓	✓	✓	✓
FOOD	ice cream				2	✓	✓	✓	✓
FOOD	pretzel				2				✓
BREAKFAST	a		✓	✓	✓	✓	✓	✓	✓
BREAKFAST	an		✓	✓	✓	✓	✓	✓	✓
BREAKFAST	the		✓	✓	✓	✓	✓	✓	✓
BREAKFAST	hard boiled		✓	✓	✓	✓	✓	✓	✓
BREAKFAST	scrambled		✓	✓	✓	✓	✓	✓	✓

Page	Word/Folder	3*4 12	4*6 20	5*7 30	5*9 40	6*11 60	8*11 80	9*12 99	10*14 130
BREAKFAST	fried		✓	✓	✓	✓	✓	✓	✓
BREAKFAST	omelet	✓	✓	✓	✓	✓	✓	✓	✓
BREAKFAST	egg	✓	✓	✓	✓	✓	✓	✓	✓
BREAKFAST	bacon	✓	✓	✓	✓	✓	✓	✓	✓
BREAKFAST	ham		✓	✓	✓	✓	✓	✓	✓
BREAKFAST	sausage	✓	✓	✓	✓	✓	✓	✓	✓
BREAKFAST	bagel	✓	✓	✓	✓	✓	✓	✓	✓
BREAKFAST	croissant		✓	✓	✓	✓	✓	✓	✓
BREAKFAST	waffles	✓	✓	✓	✓	✓	✓	✓	✓
BREAKFAST	jelly donut			✓	✓	✓	✓	✓	✓
BREAKFAST	donut	✓	✓	✓					
BREAKFAST	oatmeal	✓	✓	✓	✓	✓	✓	✓	✓
BREAKFAST	cream of wheat		✓	✓	✓	✓	✓	✓	✓
BREAKFAST	syrup	✓	✓	✓	✓	✓	✓	✓	✓
BREAKFAST	jelly		✓	✓	✓	✓	✓	✓	✓
BREAKFAST	cream cheese		✓	✓	✓	✓	✓	✓	✓
BREAKFAST	toast	✓	✓	✓			✓	✓	✓
BREAKFAST	muffin	✓	✓	✓					
LUNCH	a		✓	✓	✓	✓	✓	✓	✓
LUNCH	an		✓	✓	✓	✓	✓	✓	✓
LUNCH	the		✓	✓	✓	✓	✓	✓	✓
LUNCH	hoagie		✓	✓			✓	✓	✓
LUNCH	wrap		✓	✓	✓	✓	✓	✓	✓
LUNCH	P&J	✓	✓	✓	✓	✓	✓	✓	✓
LUNCH	pita		✓	✓	✓	✓	✓	✓	✓
LUNCH	bologna		✓	✓	✓	✓	✓	✓	✓
LUNCH	ham		✓	✓	✓	✓	✓	✓	✓
LUNCH	roast beef		✓	✓	✓	✓	✓	✓	✓
LUNCH	tuna		✓	✓	✓	✓	✓	✓	✓
LUNCH	turkey		✓	✓	✓	✓	✓	✓	✓
LUNCH	salad	✓	✓	✓	✓	✓	✓	✓	✓
LUNCH	lettuce		✓	✓	✓	✓	✓	✓	✓
LUNCH	tomato		✓	✓	✓	✓	✓	✓	✓
LUNCH	pasta	✓	✓	✓	✓	✓	✓	✓	✓
LUNCH	school lunch	✓	✓	✓	✓	✓	✓	✓	✓
LUNCH	hamburger	✓	✓	✓					
LUNCH	hotdog	✓	✓	✓					

Page	Word/Folder	3*4 12	4*6 20	5*7 30	5*9 40	6*11 60	8*11 80	9*12 99	10*14 130
LUNCH	nuggets	✓							
LUNCH	pizza	✓							
LUNCH	taco	✓							
LUNCH	soup	✓							
LUNCH	cheese	✓							
DINNER	a				✓	✓	✓	✓	✓
DINNER	an				✓	✓	✓	✓	✓
DINNER	the				✓	✓	✓	✓	✓
DINNER	chicken	✓	✓	✓	✓	✓	✓	✓	✓
DINNER	fish	✓	✓	✓	✓	✓	✓	✓	✓
DINNER	lamb				✓	✓	✓	✓	✓
DINNER	pork				✓	✓	✓	✓	✓
DINNER	turkey				✓	✓	✓	✓	✓
DINNER	veal				✓	✓	✓	✓	✓
DINNER	chop				✓	✓	✓	✓	✓
DINNER	leg				✓	✓	✓	✓	✓
DINNER	steak				✓	✓	✓	✓	✓
DINNER	clams				✓	✓	✓	✓	✓
DINNER	crab				✓	✓	✓	✓	✓
DINNER	lobster				✓	✓	✓	✓	✓
DINNER	shrimp				✓	✓	✓	✓	✓
DINNER	rice				✓	✓	✓	✓	✓
DINNER	stuffing				✓	✓	✓	✓	✓
DINNER	mashed				✓	✓	✓	✓	✓
DINNER	baked				✓	✓	✓	✓	✓
DINNER	lasagna				✓	✓	✓	✓	✓
DINNER	meatballs					✓	✓	✓	✓
DINNER	macaroni		✓	✓	✓	✓	✓	✓	✓
DINNER	ravioli		✓	✓	✓	✓	✓	✓	✓
DINNER	spaghetti	✓	✓	✓	✓	✓	✓	✓	✓
DINNER	tortellini				✓	✓	✓	✓	✓
DINNER	burrito				✓	✓	✓	✓	✓
DINNER	enchiladas				✓	✓	✓	✓	✓
DINNER	fajitas				✓	✓	✓	✓	✓
DINNER	quesadilla				✓	✓	✓	✓	✓
DINNER	taco	✓	✓	✓	✓	✓	✓	✓	✓
DINNER	casserole				✓	✓	✓	✓	✓
		3*4	4*6	5*7	5*9	6*11	8*11	9*12	10*14

Page	Word/Folder	12	20	30	40	60	80	99	130
DINNER	fondue				✓	✓	✓	✓	✓
DINNER	pierogi				✓	✓	✓	✓	✓
DINNER	sushi				✓	✓	✓	✓	✓
DINNER	gravy				✓	✓	✓	✓	✓
DINNER	sauce					✓	✓	✓	✓
DINNER	Chinese					✓	✓	✓	✓
DINNER	Italian					✓	✓	✓	✓
DINNER	Kosher					✓	✓	✓	✓
DINNER	Mexican					✓	✓	✓	✓
DINNER	nuggets	✓	✓	✓					
DINNER	vegetables	✓	✓	✓					
DINNER	soup	✓	✓	✓					
DINNER	pizza	✓	✓	✓					
DINNER	corn	✓	✓	✓					
DINNER	green beans	✓	✓	✓					
DINNER	potato	✓	✓	✓					
DINNER	cheese		✓	✓					
DINNER	crackers		✓	✓					
DINNER	stew		✓	✓					
DINNER	carrots		✓	✓					
DINNER	lettuce		✓	✓					
DINNER	tomato		✓	✓					
DINNER	olive		✓	✓					
DINNER	celery		✓	✓					
VEGETABLES	a			✓	✓	✓	✓	✓	✓
VEGETABLES	an			✓	✓	✓	✓	✓	✓
VEGETABLES	the			✓	✓	✓	✓	✓	✓
VEGETABLES	some			✓	✓	✓	✓	✓	✓
VEGETABLES	red			✓	✓	✓	✓	✓	✓
VEGETABLES	black			✓	✓	✓	✓	✓	✓
VEGETABLES	green			✓	✓	✓	✓	✓	✓
VEGETABLES	brown			✓	✓	✓	✓	✓	✓
VEGETABLES	white			✓	✓	✓	✓	✓	✓
VEGETABLES	baked			✓	✓	✓	✓	✓	✓
VEGETABLES	fried			✓	✓	✓	✓	✓	✓
VEGETABLES	mashed			✓	✓	✓	✓	✓	✓
VEGETABLES	potato			✓	✓	✓	✓	✓	✓
VEGETABLES	sweet potato			✓	✓	✓	✓	✓	✓

Page	Word/Folder	3*4 12	4*6 20	5*7 30	5*9 40	6*11 60	8*11 80	9*12 99	10*14 130
VEGETABLES	yam			✓	✓	✓	✓	✓	✓
VEGETABLES	rice			✓	✓	✓	✓	✓	✓
VEGETABLES	asparagus			✓	✓	✓	✓	✓	✓
VEGETABLES	broccoli			✓	✓	✓	✓	✓	✓
VEGETABLES	cabbage			✓	✓	✓	✓	✓	✓
VEGETABLES	green beans			✓	✓	✓	✓	✓	✓
VEGETABLES	peas			✓	✓	✓	✓	✓	✓
VEGETABLES	beans			✓	✓	✓	✓	✓	✓
VEGETABLES	Brussel sprouts			✓	✓	✓	✓	✓	✓
VEGETABLES	cauliflower			✓	✓	✓	✓	✓	✓
VEGETABLES	kale			✓	✓	✓	✓	✓	✓
VEGETABLES	spinach			✓	✓	✓	✓	✓	✓
VEGETABLES	artichoke			✓	✓	✓	✓	✓	✓
VEGETABLES	beets			✓	✓	✓	✓	✓	✓
VEGETABLES	cucumber			✓	✓	✓	✓	✓	✓
VEGETABLES	mushrooms			✓	✓	✓	✓	✓	✓
VEGETABLES	onion				✓	✓	✓	✓	✓
VEGETABLES	pepper				✓	✓	✓	✓	✓
VEGETABLES	avocado				✓	✓	✓	✓	✓
VEGETABLES	celery				✓	✓	✓	✓	✓
VEGETABLES	lettuce				✓	✓	✓	✓	✓
VEGETABLES	olive			✓	✓	✓	✓	✓	✓
VEGETABLES	chick peas				✓	✓	✓	✓	✓
VEGETABLES	tomato				✓	✓	✓	✓	✓
VEGETABLES	eggplant				✓	✓	✓	✓	✓
VEGETABLES	pumpkin			✓	✓	✓	✓	✓	✓
VEGETABLES	squash				✓	✓	✓	✓	✓
VEGETABLES	zucchini				✓	✓	✓	✓	✓
FRUITS	a		✓	✓	✓	✓	✓	✓	✓
FRUITS	an		✓	✓	✓	✓	✓	✓	✓
FRUITS	the		✓	✓	✓	✓	✓	✓	✓
FRUITS	berries		✓	✓	✓	✓	✓	✓	✓
FRUITS	blueberry		✓	✓	✓	✓	✓	✓	✓
FRUITS	cranberry		✓	✓	✓	✓	✓	✓	✓
FRUITS	raspberry		✓	✓	✓	✓	✓	✓	✓
FRUITS	strawberry		✓	✓	✓	✓	✓	✓	✓
FRUITS	cantaloupe		✓	✓	✓	✓	✓	✓	✓

Page	Word/Folder	3*4 12	4*6 20	5*7 30	5*9 40	6*11 60	8*11 80	9*12 99	10*14 130
FRUITS	honeydew		✓	✓	✓	✓	✓	✓	✓
FRUITS	melon		✓	✓	✓	✓	✓	✓	✓
FRUITS	watermelon		✓	✓	✓	✓	✓	✓	✓
FRUITS	apricot		✓	✓	✓	✓	✓	✓	✓
FRUITS	cherry		✓	✓	✓	✓	✓	✓	✓
FRUITS	grapes		✓	✓	✓	✓	✓	✓	✓
FRUITS	peach		✓	✓	✓	✓	✓	✓	✓
FRUITS	pear		✓	✓	✓	✓	✓	✓	✓
FRUITS	plum		✓	✓	✓	✓	✓	✓	✓
FRUITS	grapefruit		✓	✓	✓	✓	✓	✓	✓
FRUITS	lemon		✓	✓	✓	✓	✓	✓	✓
FRUITS	lime		✓	✓	✓	✓	✓	✓	✓
FRUITS	orange		✓	✓	✓	✓	✓	✓	✓
DRINKS	a		✓	✓	✓	✓	✓	✓	✓
DRINKS	an		✓	✓	✓	✓	✓	✓	✓
DRINKS	more		✓	✓					
DRINKS	the				✓	✓	✓	✓	✓
DRINKS	and			✓	✓	✓	✓	✓	✓
DRINKS	little	✓	✓	✓					
DRINKS	big	✓	✓	✓					
DRINKS	apple	✓	✓	✓	✓	✓	✓	✓	✓
DRINKS	chocolate	✓	✓	✓	✓	✓	✓	✓	✓
DRINKS	lemon		✓	✓	✓	✓	✓	✓	✓
DRINKS	pineapple		✓	✓	✓	✓	✓	✓	✓
DRINKS	iced		✓	✓	✓	✓	✓	✓	✓
DRINKS	banana	✓	✓	✓	✓	✓	✓	✓	✓
DRINKS	fruit	✓	✓	✓	✓	✓	✓	✓	✓
DRINKS	orange	✓	✓	✓	✓	✓	✓	✓	✓
DRINKS	strawberry	✓	✓	✓	✓	✓	✓	✓	✓
DRINKS	hot		✓	✓	✓	✓	✓	✓	✓
DRINKS	cider			✓	✓	✓	✓	✓	✓
DRINKS	juice	✓	✓	✓	✓	✓	✓	✓	✓
DRINKS	milk	✓	✓	✓	✓	✓	✓	✓	✓
DRINKS	smoothie			✓	✓	✓	✓	✓	✓
DRINKS	tea			✓	✓	✓	✓	✓	✓
DRINKS	coffee		✓	✓	✓	✓	✓	✓	✓
DRINKS	lemonade		✓	✓	✓	✓	✓	✓	✓

Page	Word/Folder	3*4 12	4*6 20	5*7 30	5*9 40	6*11 60	8*11 80	9*12 99	10*14 130
DRINKS	milkshake		✓	✓	✓	✓	✓	✓	✓
DRINKS	water	✓	✓	✓	✓	✓	✓	✓	✓
DRINKS	Coke			✓	✓	✓	✓	✓	✓
DRINKS	diet soda		✓	✓	✓	✓	✓	✓	✓
DRINKS	Pepsi			✓	✓	✓	✓	✓	✓
DRINKS	root beer				✓	✓	✓	✓	✓
DRINKS	soda		✓	✓	✓	✓	✓	✓	✓
DRINKS	Sprite			✓	✓	✓	✓	✓	✓
SNACKS	a		✓	✓	✓	✓	✓	✓	✓
SNACKS	an		✓	✓	✓	✓	✓	✓	✓
SNACKS	the		✓	✓	✓	✓	✓	✓	✓
SNACKS	applesauce	✓	✓	✓	✓	✓	✓	✓	✓
SNACKS	yogurt				✓	✓	✓	✓	✓
SNACKS	cheese		✓	✓	✓	✓	✓	✓	✓
SNACKS	granola bar		✓	✓	✓	✓	✓	✓	✓
SNACKS	animal crackers	✓	✓	✓	✓	✓	✓	✓	✓
SNACKS	graham crackers		✓	✓	✓	✓	✓	✓	✓
SNACKS	cracker	✓	✓	✓	✓	✓	✓	✓	✓
SNACKS	biscuit		✓	✓	✓	✓	✓	✓	✓
SNACKS	chips		✓	✓	✓	✓	✓	✓	✓
SNACKS	pretzel	✓	✓	✓	✓	✓	✓	✓	✓
SNACKS	cheese puffs	✓	✓	✓	✓	✓	✓	✓	✓
SNACKS	goldfish	✓	✓	✓	✓	✓	✓	✓	✓
SNACKS	cupcake	✓	✓	✓	✓	✓	✓	✓	✓
SNACKS	pie		✓	✓	✓	✓	✓	✓	✓
SNACKS	brownie	✓	✓	✓	✓	✓	✓	✓	✓
SNACKS	Oreo		✓	✓	✓	✓	✓	✓	✓
SNACKS	pudding	✓	✓	✓	✓	✓	✓	✓	✓
SNACKS	Jello				✓	✓	✓	✓	✓
SNACKS	raisins		✓	✓	✓	✓	✓	✓	✓
SNACKS	popcorn				✓	✓	✓	✓	✓
SNACKS	candy		✓	✓	✓	✓	✓	✓	✓
SNACKS	lollipop	✓	✓	✓	✓	✓	✓	✓	✓
SNACKS	candy bar				✓	✓	✓	✓	✓
SNACKS	licorice				✓	✓	✓	✓	✓
SNACKS	candy kiss				✓	✓	✓	✓	✓

Page	Word/Folder	3*4 12	4*6 20	5*7 30	5*9 40	6*11 60	8*11 80	9*12 99	10*14 130
SNACKS	Snickers				✓	✓	✓	✓	✓
SNACKS	M&M's				✓	✓	✓	✓	✓
SNACKS	candy apple				✓	✓	✓	✓	✓
SNACKS	S'more				✓	✓	✓	✓	✓
SNACKS	marshmallow				✓	✓	✓	✓	✓
SNACKS	ice cream	✓	✓						
MAKE	more		✓	✓					
MAKE	a			✓					
MAKE	COLORS		✓	✓					
MAKE	DESCRIBE		✓	✓					
MAKE	sandwich		✓	✓					
MAKE	brownies		✓	✓					
MAKE	cake		✓	✓					
MAKE	cookies		✓	✓					
MAKE	birthday		✓	✓					
MAKE	card		✓	✓					
MAKE	present		✓	✓					
MAKE	surprise		✓	✓					
MAKE	snowman		✓	✓					
MAKE	music		✓	✓					
MAKE	necklace		✓	✓					
MAKE	nuggets		✓	✓					
MAKE	that		✓	✓					
MAKE	something		✓	✓					
MAKE	picture		✓	✓					
MAKE	ice cream		✓	✓					
MAKE/DES	sticky		✓	✓					
MAKE/DES	yucky		✓	✓					
MAKE/DES	funny		✓	✓					
MAKE/DES	big		✓	✓					
MAKE/DES	little		✓	✓					
MAKE/DES	right		✓	✓					
MAKE/DES	wrong		✓	✓					
MAKE/DES	low		✓	✓					
DESCRIBE	loud		✓	✓					
MAKE/DES	same		✓	✓					
MAKE/DES	different		✓	✓					

Page	Word/Folder	3*4 12	4*6 20	5*7 30	5*9 40	6*11 60	8*11 80	9*12 99	10*14 130
MAKE/DES	soft		✓	✓					
MAKE/DES	hard		✓	✓					
MAKE/DES	thick		✓	✓					
MAKE/DES	thin		✓	✓					
MAKE/DES	ugly		✓	✓					
MAKE/DES	pretty		✓	✓					
MAKE/DES	new		✓	✓					
MAKE/DES	old		✓	✓					
MAKE/DES	1		✓	✓					
MAKE/DES	2		✓	✓					
MAKE/DES	3		✓	✓					
MAKE/DES	4		✓	✓					
PARTY	a			✓	✓	✓	✓	✓	✓
PARTY	an			✓	✓	✓	✓	✓	✓
PARTY	the			✓	✓	✓	✓	✓	✓
PARTY	party			✓	✓	✓	✓	✓	✓
PARTY	balloon			✓	✓	✓	✓	✓	✓
PARTY	card			✓	✓	✓	✓	✓	✓
PARTY	invitation			✓	✓	✓	✓	✓	✓
PARTY	present			✓	✓	✓	✓	✓	✓
PARTY	secret			✓	✓	✓	✓	✓	✓
PARTY	surprise			✓	✓	✓	✓	✓	✓
PARTY	birthday			✓	✓	✓	✓	✓	✓
PARTY	candles			✓	✓	✓	✓	✓	✓
PARTY	happy birthday			✓	✓	✓	✓	✓	✓
PARTY	wish			✓	✓	✓	✓	✓	✓
PARTY	cake			✓	✓	✓	✓	✓	✓
PARTY	cupcake			✓	✓	✓	✓	✓	✓
PARTY	ice cream			✓	✓	✓	✓	✓	✓
PARTY	bow			✓	✓	✓	✓	✓	✓
PARTY	decorations			✓	✓	✓	✓	✓	✓
PARTY	gift tag					✓	✓	✓	✓
PARTY	paper			✓	✓	✓	✓	✓	✓
PARTY	party favor			✓	✓	✓	✓	✓	✓
PARTY	ribbon			✓	✓	✓	✓	✓	✓
PARTY	games			✓		✓	✓	✓	✓
PARTY	music			✓	✓	✓	✓	✓	✓

Page	Word/Folder	3*4 12	4*6 20	5*7 30	5*9 40	6*11 60	8*11 80	9*12 99	10*14 130
PARTY	party game			✓	✓	✓	✓	✓	✓
PARTY	party hat			✓	✓	✓	✓	✓	✓
PARTY	song			✓	✓	✓	✓	✓	✓
PARTY	baby shower				✓	✓	✓	✓	✓
PARTY	graduation				✓	✓	✓	✓	✓
PARTY	sweet 16				✓	✓	✓	✓	✓
PARTY	wedding				✓	✓	✓	✓	✓
EVENTS	a				✓	✓	✓	✓	✓
EVENTS	an				✓	✓	✓	✓	✓
EVENTS	the				✓	✓	✓	✓	✓
EVENTS	baseball game				✓	✓	✓	✓	✓
EVENTS	basketball game				✓	✓	✓	✓	✓
EVENTS	football game				✓	✓	✓	✓	✓
EVENTS	pep rally				✓	✓	✓	✓	✓
EVENTS	soccer game				✓	✓	✓	✓	✓
EVENTS	Olympics				✓	✓	✓	✓	✓
EVENTS	Super Bowl				✓	✓	✓	✓	✓
EVENTS	tournament				✓	✓	✓	✓	✓
EVENTS	World Series				✓	✓	✓	✓	✓
EVENTS	assembly				✓	✓	✓	✓	✓
EVENTS	fireworks				✓	✓	✓	✓	✓
EVENTS	parade				✓	✓	✓	✓	✓
EVENTS	picnic				✓	✓	✓	✓	✓
EVENTS	recital				✓	✓	✓	✓	✓
EVENTS	concert				✓	✓	✓	✓	✓
EVENTS	interview				✓	✓	✓	✓	✓
EVENTS	party				✓	✓	✓	✓	✓
EVENTS	races				✓	✓	✓	✓	✓
EVENTS	vacation				✓	✓	✓	✓	✓
EVENTS	baptism				✓	✓	✓	✓	✓
EVENTS	bar mitzvah				✓	✓	✓	✓	✓
EVENTS	communion				✓	✓	✓	✓	✓
EVENTS	confirmation				✓	✓	✓	✓	✓
EVENTS	sacrament				✓	✓	✓	✓	✓
EVENTS	anniversary				✓	✓	✓	✓	✓
EVENTS	funeral				✓	✓	✓	✓	✓
EVENTS	graduation				✓	✓	✓	✓	✓

Page	Word/Folder	3*4 12	4*6 20	5*7 30	5*9 40	6*11 60	8*11 80	9*12 99	10*14 130
EVENTS	reunion				✓	✓	✓	✓	✓
EVENTS	wedding				✓	✓	✓	✓	✓
HOUSEHOLD	a				✓	✓	✓	✓	✓
HOUSEHOLD	an				✓	✓	✓	✓	✓
HOUSEHOLD	the				✓	✓	✓	✓	✓
HOUSEHOLD	tissue				✓	✓	✓	✓	✓
HOUSEHOLD	computer					✓	✓	✓	✓
HOUSEHOLD	iPad					✓	✓	✓	✓
HOUSEHOLD	letter					✓	✓	✓	✓
HOUSEHOLD	phone					✓	✓	✓	✓
HOUSEHOLD	TV					✓	✓	✓	✓
HOUSEHOLD	video					✓	✓	✓	✓
HOUSEHOLD	bowl				✓	✓	✓	✓	✓
HOUSEHOLD	cup				✓	✓	✓	✓	✓
HOUSEHOLD	glass						✓	✓	✓
HOUSEHOLD	plate				✓	✓	✓	✓	✓
HOUSEHOLD	fork				✓	✓	✓	✓	✓
HOUSEHOLD	knife				✓	✓	✓	✓	✓
HOUSEHOLD	spoon				✓	✓	✓	✓	✓
HOUSEHOLD	napkin				✓	✓	✓	✓	✓
HOUSEHOLD	placemat						✓	✓	✓
HOUSEHOLD	cookie sheet				✓	✓	✓	✓	✓
HOUSEHOLD	frying pan				✓	✓	✓	✓	✓
HOUSEHOLD	mixer				✓	✓	✓	✓	✓
HOUSEHOLD	pot				✓	✓	✓	✓	✓
HOUSEHOLD	spatula				✓	✓	✓	✓	✓
HOUSEHOLD	bath				✓	✓	✓	✓	✓
HOUSEHOLD	conditioner						✓	✓	✓
HOUSEHOLD	hair dryer						✓	✓	✓
HOUSEHOLD	shampoo				✓	✓	✓	✓	✓
HOUSEHOLD	shower					✓	✓	✓	✓
HOUSEHOLD	soap				✓	✓	✓	✓	✓
HOUSEHOLD	towel				✓	✓	✓	✓	✓
HOUSEHOLD	washcloth				✓	✓	✓	✓	✓
HOUSEHOLD	brush				✓	✓	✓	✓	✓
HOUSEHOLD	comb				✓	✓	✓	✓	✓
HOUSEHOLD	mirror				✓	✓	✓	✓	✓

Page	Word/Folder	3*4 12	4*6 20	5*7 30	5*9 40	6*11 60	8*11 80	9*12 99	10*14 130
HOUSEHOLD	razor					✓	✓	✓	✓
HOUSEHOLD	shower chair						✓	✓	✓
HOUSEHOLD	toothbrush				✓	✓	✓	✓	✓
HOUSEHOLD	toothpaste				✓	✓	✓	✓	✓
HOUSEHOLD	bed				✓	✓	✓	✓	✓
HOUSEHOLD	blanket				✓	✓	✓	✓	✓
HOUSEHOLD	pillow				✓	✓	✓	✓	✓
HOUSEHOLD	sheets				✓	✓	✓	✓	✓
HOUSEHOLD	carpet						✓	✓	✓
HOUSEHOLD	chair				✓	✓	✓	✓	✓
HOUSEHOLD	couch				✓	✓	✓	✓	✓
HOUSEHOLD	desk					✓	✓	✓	✓
HOUSEHOLD	drawer					✓	✓	✓	✓
HOUSEHOLD	dresser					✓	✓	✓	✓
HOUSEHOLD	table				✓	✓	✓	✓	✓
HOUSEHOLD	microwave					✓	✓	✓	✓
HOUSEHOLD	oven				✓	✓	✓	✓	✓
HOUSEHOLD	refrigerator				✓	✓	✓	✓	✓
HOUSEHOLD	sink				✓	✓	✓	✓	✓
HOUSEHOLD	stove					✓	✓	✓	✓
HOUSEHOLD	AC					✓	✓	✓	✓
HOUSEHOLD	door				✓	✓	✓	✓	✓
HOUSEHOLD	heater					✓	✓	✓	✓
HOUSEHOLD	stairs					✓	✓	✓	✓
HOUSEHOLD	thermostat						✓	✓	✓
HOUSEHOLD	wall					✓	✓	✓	✓
HOUSEHOLD	window				✓	✓	✓	✓	✓
HOUSEHOLD	blinds					✓	✓	✓	✓
HOUSEHOLD	clock				✓	✓	✓	✓	✓
HOUSEHOLD	curtain					✓	✓	✓	✓
HOUSEHOLD	light				✓	✓	✓	✓	✓
HOUSEHOLD	picture				✓	✓	✓	✓	✓
HOUSEHOLD	shade					✓	✓	✓	✓
GO	On		✓						
GO	To		✓						
GO	with		✓						

Page	Word/Folder	3*4 12	4*6 20	5*7 30	5*9 40	6*11 60	8*11 80	9*12 99	10*14 130
GO	Grandpa's	✓	✓						
GO	Grandma's	✓	✓						
GO	Swing	✓	✓						
GO	Bike	✓	✓						
GO	Car	✓	✓						
GO	Pool	✓	✓						
GO	Outside	✓	✓						
GO	Trampoline	✓	✓						
GO	Home	✓	✓						
GO	School	✓	✓						
GO	therapy	✓							
GO	church		✓						
GO	library	✓							
GO	Party	2	✓						
GO	Bed	2	✓						
GO	Store	2	✓						
GO	park	2	✓						
GO	McDonald's	2	✓						
GO	movie	2	✓						
GO	restaurant		✓						
GO	PEOPLE		✓						
GO	PRONOUNS		✓						
PLACES	where		✓	✓					
PLACES	to					✓	✓	✓	✓
PLACES	to a				✓	✓	✓	✓	✓
PLACES	to the		✓	✓	✓	✓	✓	✓	✓
PLACES	place		✓	✓	✓	✓	✓	✓	✓
PLACES	bathroom		✓	✓	✓	✓	✓	✓	✓
PLACES	bedroom		✓	✓	✓	✓	✓	✓	✓
PLACES	dining room			✓	✓	✓	✓	✓	✓
PLACES	family room					✓	✓	✓	✓
PLACES	kitchen		✓	✓	✓	✓	✓	✓	✓
PLACES	living room		✓	✓	✓	✓	✓	✓	✓
PLACES	closet						✓	✓	✓
PLACES	attic							✓	✓
PLACES	basement						✓	✓	✓
PLACES	upstairs		✓	✓	✓	✓	✓	✓	✓

Page	Word/Folder	3*4 12	4*6 20	5*7 30	5*9 40	6*11 60	8*11 80	9*12 99	10*14 130
PLACES	downstairs		✓	✓	✓	✓	✓	✓	✓
PLACES	backyard			✓	✓	✓	✓	✓	✓
PLACES	deck					✓	✓	✓	✓
PLACES	garage					✓	✓	✓	✓
PLACES	outside		✓	✓	✓	✓	✓	✓	✓
PLACES	porch						✓	✓	✓
PLACES	ceiling							✓	✓
PLACES	floor						✓	✓	✓
PLACES	home		✓	✓	✓	✓	✓	✓	✓
PLACES	school		✓	✓	✓	✓	✓	✓	✓
PLACES	therapy		✓	✓	✓	✓	✓	✓	✓
PLACES	hospital		2	✓	✓	✓	✓	✓	✓
PLACES	office			✓	✓	✓	✓	✓	✓
PLACES	museum					✓	✓	✓	✓
PLACES	concert						✓	✓	✓
PLACES	police station		2	2	2	✓	✓	✓	✓
PLACES	fire station		2	2	2	✓	✓	✓	✓
PLACES	store		✓	✓	✓	✓	✓	✓	✓
PLACES	mall		✓	✓	✓	✓	✓	✓	✓
PLACES	restaurant		✓	✓	✓	✓	✓	✓	✓
PLACES	church		✓	✓	✓	✓	✓	✓	✓
PLACES	library		✓	✓	✓	✓	✓	✓	✓
PLACES	gas station					✓	✓	✓	✓
PLACES	bank						✓	✓	✓
PLACES	airport		2	2	2	✓	✓	✓	✓
PLACES	train station					✓	✓	✓	✓
PLACES	playground			✓	✓	✓	✓	✓	✓
PLACES	movies		2	✓	✓	✓	✓	✓	✓
PLACES	party		2	2		✓	✓	✓	✓
PLACES	dance		2	2		✓	✓	✓	✓
PLACES	parade		2	✓	✓	✓	✓	✓	✓
PLACES	picnic		2	✓	✓	✓	✓	✓	✓
PLACES	fireworks					✓	✓	✓	✓
PLACES	circus		2	✓	✓	✓	✓	✓	✓
PLACES	zoo		2	2	✓	✓	✓	✓	✓
PLACES	farm		2	2	✓	✓	✓	✓	✓
PLACES	pool		✓	✓	✓	✓	✓	✓	✓
PLACES	gym					✓	✓	✓	✓

Page	Word/Folder	3*4 12	4*6 20	5*7 30	5*9 40	6*11 60	8*11 80	9*12 99	10*14 130
PLACES	park		✓	2	✓	✓	✓	✓	✓
PLACES	camp		2	2	✓	✓	✓	✓	✓
PLACES	vacation		2	2	✓	✓	✓	✓	✓
PLACES	beach					✓	✓	✓	✓
PLACES	lake							✓	✓
PLACES	mountains							✓	✓
PLACES	Dairy Queen		2	✓	✓	✓	✓	✓	✓
PLACES	Dunkin donuts		2	✓	✓	✓	✓	✓	✓
PLACES	McDonalds		2	✓	✓	✓	✓	✓	✓
PLACES	Target		2	✓	✓	✓	✓	✓	✓
PLACES	Walmart				✓	✓	✓	✓	✓
PLACES	Wendy's		2	2		✓	✓	✓	✓
PLACES	cemetery						✓	✓	✓
PLACES	city hall					✓	✓	✓	✓
PLACES	college						✓	✓	✓
PLACES	condo							✓	✓
PLACES	dormitory						✓	✓	✓
PLACES	factory							✓	✓
PLACES	jail						✓	✓	✓
PLACES	post office		2	2	2	✓	✓	✓	✓
PLACES	baseball game							✓	✓
PLACES	basketball game							✓	✓
PLACES	football game							✓	✓
PLACES	hockey game							✓	✓
PLACES	soccer game							✓	✓
PLACES	stadium							✓	✓
PLACES	track meet								✓
PLACES	WORLD P		2	2	✓	✓	✓	✓	✓
PLACES	PLANETS		2	2	✓	✓	✓	✓	✓
PLACES	STATES				✓	✓	✓	✓	✓
WORLD PLACES	to		✓	✓	✓	✓	✓	✓	✓
WORLD PLACES	world		✓	✓	✓	✓	✓	✓	✓
WORLD PLACES	continent		✓	✓	✓	✓	✓	✓	✓
WORLD PLACES	country		✓	✓	✓	✓	✓	✓	✓
WORLD PLACES	province		✓	✓	✓	✓	✓	✓	✓
WORLD PLACES	state		✓	✓	✓	✓	✓	✓	✓

Page	Word/Folder	3*4 12	4*6 20	5*7 30	5*9 40	6*11 60	8*11 80	9*12 99	10*14 130
WORLD PLACES	Africa		✓	✓	✓	✓	✓	✓	✓
WORLD PLACES	Antarctica		✓	✓	✓	✓	✓	✓	✓
WORLD PLACES	Asia		✓	✓	✓	✓	✓	✓	✓
WORLD PLACES	Australia		✓	✓	✓	✓	✓	✓	✓
WORLD PLACES	Europe		✓	✓	✓	✓	✓	✓	✓
WORLD PLACES	North America		✓	✓	✓	✓	✓	✓	✓
WORLD PLACES	South America		✓	✓	✓	✓	✓	✓	✓
WORLD PLACES	Canada				✓	✓	✓	✓	✓
WORLD PLACES	France				✓	✓	✓	✓	✓
WORLD PLACES	Hungary				✓	✓	✓	✓	✓
WORLD PLACES	Italy				✓	✓	✓	✓	✓
WORLD PLACES	Mexico				✓	✓	✓	✓	✓
WORLD PLACES	Poland				✓	✓	✓	✓	✓
WORLD PLACES	Sweden				✓	✓	✓	✓	✓
WORLD PLACES	United States				✓	✓	✓	✓	✓
WORLD PLACES	China				✓	✓	✓	✓	✓
WORLD PLACES	Germany				✓	✓	✓	✓	✓
WORLD PLACES	Ireland				✓	✓	✓	✓	✓
WORLD PLACES	Japan				✓	✓	✓	✓	✓
WORLD PLACES	Netherlands				✓	✓	✓	✓	✓
WORLD PLACES	Portugal				✓	✓	✓	✓	✓
WORLD PLACES	Thailand				✓	✓	✓	✓	✓
WORLD PLACES	Denmark				✓	✓	✓	✓	✓
WORLD PLACES	Greece				✓	✓	✓	✓	✓
WORLD PLACES	Israel				✓	✓	✓	✓	✓
WORLD PLACES	Korea				✓	✓	✓	✓	✓
WORLD PLACES	Norway				✓	✓	✓	✓	✓
WORLD PLACES	Russia				✓	✓	✓	✓	✓
WORLD PLACES	United Kingdom				✓	✓	✓	✓	✓
WORLD PLACES	Eifel Tower		✓	✓	2	✓	✓	✓	✓
WORLD PLACES	Freedom Tower		✓	✓	2	✓	✓	✓	✓
WORLD PLACES	Grand Canyon		✓	✓	2	✓	✓	✓	✓
WORLD PLACES	Great Wall		✓	✓	2	✓	✓	✓	✓
WORLD PLACES	Liberty Bell		✓	✓	2	✓	✓	✓	✓
WORLD PLACES	Lincoln Memorial		✓	✓	2	✓	✓	✓	✓

Page	Word/Folder	3*4 12	4*6 20	5*7 30	5*9 40	6*11 60	8*11 80	9*12 99	10*14 130
WORLD PLACES	Statue of Liberty		✓	✓	2	✓	✓	✓	✓
WORLD PLACES	World Trade Center		✓	✓	2	✓	✓	✓	✓
PLANETS	a				✓	✓	✓	✓	✓
PLANETS	an				✓	✓	✓	✓	✓
PLANETS	the				✓	✓	✓	✓	✓
PLANETS	to		✓	✓	✓	✓	✓	✓	✓
PLANETS	to a		✓	✓	✓	✓	✓	✓	✓
PLANETS	to the		✓	✓	✓	✓	✓	✓	✓
PLANETS	planet		✓	✓	✓	✓	✓	✓	✓
PLANETS	universe		✓	✓	✓	✓	✓	✓	✓
PLANETS	solar system		✓	✓	✓	✓	✓	✓	✓
PLANETS	sun		✓	✓	✓	✓	✓	✓	✓
PLANETS	moon		✓	✓	✓	✓	✓	✓	✓
PLANETS	stars		✓	✓	✓	✓	✓	✓	✓
PLANETS	Earth		✓	✓	✓	✓	✓	✓	✓
PLANETS	Mars		✓	✓	✓	✓	✓	✓	✓
PLANETS	Neptune		✓	✓	✓	✓	✓	✓	✓
PLANETS	Saturn		✓	✓	✓	✓	✓	✓	✓
PLANETS	Venus		✓	✓	✓	✓	✓	✓	✓
PLANETS	Jupiter		✓	✓	✓	✓	✓	✓	✓
PLANETS	Mercury		✓	✓	✓	✓	✓	✓	✓
PLANETS	Pluto		✓	✓	✓	✓	✓	✓	✓
PLANETS	Uranus		✓	✓	✓	✓	✓	✓	✓
STATES	to			✓	✓	✓	✓	✓	✓
STATES	Alabama			✓	✓	✓	✓	✓	✓
STATES	Alaska			✓	✓	✓	✓	✓	✓
STATES	Arizona			✓	✓	✓	✓	✓	✓
STATES	Arkansas			✓	✓	✓	✓	✓	✓
STATES	California			✓	✓	✓	✓	✓	✓
STATES	Colorado			✓	✓	✓	✓	✓	✓
STATES	Connecticut			✓	✓	✓	✓	✓	✓
STATES	Delaware			✓	✓	✓	✓	✓	✓
STATES	Florida			✓	✓	✓	✓	✓	✓
STATES	Georgia			✓	✓	✓	✓	✓	✓
STATES	Hawaii			✓	✓	✓	✓	✓	✓

Page	Word/Folder	3*4 12	4*6 20	5*7 30	5*9 40	6*11 60	8*11 80	9*12 99	10*14 130
STATES	Idaho			✓	✓	✓	✓	✓	✓
STATES	Illinois			✓	✓	✓	✓	✓	✓
STATES	Indiana			✓	✓	✓	✓	✓	✓
STATES	Iowa			✓	✓	✓	✓	✓	✓
STATES	Kansas			✓	✓	✓	✓	✓	✓
STATES	Kentucky			✓	✓	✓	✓	✓	✓
STATES	Louisiana			✓	✓	✓	✓	✓	✓
STATES	Maine			✓	✓	✓	✓	✓	✓
STATES	Maryland			✓	✓	✓	✓	✓	✓
STATES	MA			✓	✓	✓	✓	✓	✓
STATES	Michigan			✓	✓	✓	✓	✓	✓
STATES	Mississippi			✓	✓	✓	✓	✓	✓
STATES	Missouri			✓	✓	✓	✓	✓	✓
STATES	Montana			✓	✓	✓	✓	✓	✓
STATES	Nebraska			✓	✓	✓	✓	✓	✓
STATES	Nevada			✓	✓	✓	✓	✓	✓
STATES	New Hampshire			✓	✓	✓	✓	✓	✓
STATES	New Jersey			2	✓	✓	✓	✓	✓
STATES	New Mexico			2	✓	✓	✓	✓	✓
STATES	New York			2	✓	✓	✓	✓	✓
STATES	North Dakota			2	✓	✓	✓	✓	✓
STATES	Ohio			2	✓	✓	✓	✓	✓
STATES	Oklahoma			2	2	✓	✓	✓	✓
STATES	Oregon			2	✓	✓	✓	✓	✓
STATES	PA			2	✓	✓	✓	✓	✓
STATES	Rhode Island			2	✓	✓	✓	✓	✓
STATES	South Carolina			2	✓	✓	✓	✓	✓
STATES	South Dakota			2	2	✓	✓	✓	✓
STATES	Tennessee			2	2	✓	✓	✓	✓
STATES	Texas			2	2	✓	✓	✓	✓
STATES	Utah			2	2	✓	✓	✓	✓
STATES	Vermont			2	2	✓	✓	✓	✓
STATES	Virginia			2	2	✓	✓	✓	✓
STATES	West Virginia			2	2	✓	✓	✓	✓
STATES	Wisconsin			2	2	✓	✓	✓	✓
STATES	Wyoming			2	2	✓	✓	✓	✓

Page	Word/Folder	3*4 12	4*6 20	5*7 30	5*9 40	6*11 60	8*11 80	9*12 99	10*14 130
STATES	Washington D.C.			2	2	✓	✓	✓	✓
STATES	Puerto Rico			2	2	✓	✓	✓	✓
SCHOOL THING	a		✓	✓	✓	✓	✓	✓	✓
SCHOOL THING	an					✓	✓	✓	✓
SCHOOL THING	the		✓	✓	✓	✓	✓	✓	✓
SCHOOL THING	my					✓	✓	✓	✓
SCHOOL THING	supplies				2	✓	✓	✓	✓
SCHOOL THING	right			✓	2	✓	✓	✓	✓
SCHOOL THING	wrong			✓	2	✓	✓	✓	✓
SCHOOL THING	study			✓	✓	✓	✓	✓	✓
SCHOOL THING	eraser				2	✓	✓	✓	✓
SCHOOL THING	pen				2	✓	✓	✓	✓
SCHOOL THING	marker				2	✓	✓	✓	✓
SCHOOL THING	crayon		✓	✓	✓	✓	✓	✓	✓
SCHOOL THING	chalk				2	✓	✓	✓	✓
SCHOOL THING	ruler			✓	✓	✓	✓	✓	✓
SCHOOL THING	scissors		✓	✓	✓	✓	✓	✓	✓
SCHOOL THING	book			✓	✓	✓	✓	✓	✓
SCHOOL THING	bulletin board				✓	✓	✓	✓	✓
SCHOOL THING	trash can				✓	✓	✓	✓	✓
SCHOOL THING	map				✓	✓	✓	✓	✓
SCHOOL THING	calculator			✓	✓	✓	✓	✓	✓
SCHOOL THING	paper				2	✓	✓	✓	✓
SCHOOL THING	glue		✓	✓	✓	✓	✓	✓	✓
SCHOOL THING	tape				2	✓	✓	✓	✓
SCHOOL THING	homework		✓	✓	✓	✓	✓	✓	✓
SCHOOL THING	quiz				✓	✓	✓	✓	✓
SCHOOL THING	test				✓	✓	✓	✓	✓
SCHOOL THING	report				✓	✓	✓	✓	✓
SCHOOL THING	workbook			✓	✓	✓	✓	✓	✓
SCHOOL THING	chalkboard					✓	✓	✓	✓
SCHOOL THING	whiteboard					✓	✓	✓	✓
SCHOOL THING	computer		✓	✓	✓	✓	✓	✓	✓
SCHOOL THING	internet				✓	✓	✓	✓	✓
SCHOOL THING	Google				✓	✓	✓	✓	✓
SCHOOL THING	Windows				2	✓	✓	✓	✓

Page	Word/Folder	3*4 12	4*6 20	5*7 30	5*9 40	6*11 60	8*11 80	9*12 99	10*14 130
SCHOOL THING	PowerPoint				2	✓	✓	✓	✓
SCHOOL THING	mouse				2	✓	✓	✓	✓
SCHOOL THING	report card				2	✓	✓	✓	✓
SCHOOL THING	marking period				2	✓	✓	✓	✓
SCHOOL THING	Honor Roll				2	✓	✓	✓	✓
SCHOOL THING	A				2	✓	✓	✓	✓
SCHOOL THING	B				2	✓	✓	✓	✓
SCHOOL THING	C				2	✓	✓	✓	✓
SCHOOL THING	D				2	✓	✓	✓	✓
SCHOOL THING	F				2	✓	✓	✓	✓
SCHOOL THING	lunch		✓	✓	✓	✓	✓	✓	✓
SCHOOL THING	assembly		✓	✓	✓	✓	✓	✓	✓
SCHOOL THING	fire drill			✓	✓	✓	✓	✓	✓
SCHOOL THING	lock down drill				✓	✓	✓	✓	✓
SCHOOL THING	pep rally			✓	✓	✓	✓	✓	✓
SCHOOL THING	party		✓		✓	✓	✓	✓	✓
SCHOOL THING	field trip			✓	✓	✓	✓	✓	✓
SCHOOL THING	video		✓	✓	✓	✓	✓	✓	✓
SCHOOL THING	movie		✓	✓	✓	✓	✓	✓	✓
SCHOOL THING	club				2	✓	✓	✓	✓
SCHOOL THING	band				2	✓	✓	✓	✓
SCHOOL THING	cheerleader				2	✓	✓	✓	✓
SCHOOL THING	play		✓	✓	✓	✓	✓	✓	✓
SCHOOL THING	sports				2	✓	✓	✓	✓
SCHOOL THING	debate					✓	✓	✓	✓
SCHOOL THING	team				2	✓	✓	✓	✓
SCHOOL THING	uniform				2	✓	✓	✓	✓
SCHOOL THING	line leader		✓	✓	✓	✓	✓	✓	✓
SCHOOL THING	job		✓	✓	✓	✓	✓	✓	✓
SCHOOL THING	school bus		✓	✓	✓	✓	✓	✓	✓
SCHOOL THING	desk		✓	✓	✓	✓	✓	✓	✓
SCHOOL THING	chair		✓	✓	✓	✓	✓	✓	✓
SCHOOL THING	locker			✓	✓	✓	✓	✓	✓
SCHOOL THING	bell		✓	✓	✓	✓	✓	✓	✓
SCHOOL THING	elevator		✓	✓	✓	✓	✓	✓	✓
SCHOOL THING	backpack		✓	✓	✓	✓	✓	✓	✓
SCHOOL THING	flag		✓	✓	✓	✓	✓	✓	✓

Page	Word/Folder	3*4 12	4*6 20	5*7 30	5*9 40	6*11 60	8*11 80	9*12 99	10*14 130
SCHOOL PLACE	to		✓	✓	✓	✓	✓	✓	✓
SCHOOL PLACE	to the		✓	✓	✓	✓	✓	✓	✓
SCHOOL PLACE	place		✓		✓	✓	✓	✓	✓
SCHOOL PLACE	home		✓	✓	✓	✓	✓	✓	✓
SCHOOL PLACE	school		✓	✓	✓	✓	✓	✓	✓
SCHOOL PLACE	restroom		✓	✓	✓	✓	✓	✓	✓
SCHOOL PLACE	Homeroom		2	✓	✓	✓	✓	✓	✓
SCHOOL PLACE	Language Arts		2	✓	✓	✓	✓	✓	✓
SCHOOL PLACE	Math		2	✓	✓	✓	✓	✓	✓
SCHOOL PLACE	Reading		2	✓	✓	✓	✓	✓	✓
SCHOOL PLACE	Social Studies		2	✓	✓	✓	✓	✓	✓
SCHOOL PLACE	Science		2	✓	✓	✓	✓	✓	✓
SCHOOL PLACE	Art		2	✓	✓	✓	✓	✓	✓
SCHOOL PLACE	Computer Lab		2	✓	✓	✓	✓	✓	✓
SCHOOL PLACE	Gym		✓	✓	✓	✓	✓	✓	✓
SCHOOL PLACE	Health		2	✓	✓	✓	✓	✓	✓
SCHOOL PLACE	Resource Room		2	✓	✓	✓	✓	✓	✓
SCHOOL PLACE	Study Hall			✓	✓	✓	✓	✓	✓
SCHOOL PLACE	downstairs			✓	✓	✓	✓	✓	✓
SCHOOL PLACE	upstairs			✓	✓	✓	✓	✓	✓
SCHOOL PLACE	elevator			✓	✓	✓	✓	✓	✓
SCHOOL PLACE	auditorium		✓	✓	✓	✓	✓	✓	✓
SCHOOL PLACE	cafeteria		✓	✓	✓	✓	✓	✓	✓
SCHOOL PLACE	classroom			✓	✓	✓	✓	✓	✓
SCHOOL PLACE	library		✓	✓	✓	✓	✓	✓	✓
SCHOOL PLACE	office				✓	✓	✓	✓	✓
SCHOOL PLACE	school store			✓	✓	✓	✓	✓	✓
SCHOOL PLACE	Nurse		✓	✓	✓	✓	✓	✓	✓
SCHOOL PLACE	OT		✓	✓	✓	✓	✓	✓	✓
SCHOOL PLACE	PT		✓	✓	✓	✓	✓	✓	✓
SCHOOL PLACE	Speech		✓	✓	✓	✓	✓	✓	✓
SCHOOL PLACE	therapy		2	✓	✓	✓	✓	✓	✓
SCHOOL PLACE	outside				✓	✓	✓	✓	✓
SCHOOL PLACE	playground		✓	✓	✓	✓	✓	✓	✓
SCHOOL PLACE	recess		✓	✓	✓	✓	✓	✓	✓
SCHOOL PLACE	STATES				✓	✓	✓	✓	✓
SCHOOL PLACE	PLANETS				✓	✓	✓	✓	✓
SCHOOL PLACE	WRLD PLACES				✓	✓	✓	✓	✓

Page	Word/Folder	3*4 12	4*6 20	5*7 30	5*9 40	6*11 60	8*11 80	9*12 99	10*14 130
GRAMMAR WDS	a				✓		✓	✓	✓
GRAMMAR WDS	an				✓		✓	✓	✓
GRAMMAR WDS	the				✓		✓	✓	✓
GRAMMAR WDS	noun				✓		✓	✓	✓
GRAMMAR WDS	pronoun				✓		✓	✓	✓
GRAMMAR WDS	verb				✓		✓	✓	✓
GRAMMAR WDS	adjective				✓		✓	✓	✓
GRAMMAR WDS	adverb				✓		✓	✓	✓
GRAMMAR WDS	preposition				✓		✓	✓	✓
GRAMMAR WDS	conjunction				✓		✓	✓	✓
GRAMMAR WDS	article				✓		✓	✓	✓
GRAMMAR WDS	subject				✓		✓	✓	✓
GRAMMAR WDS	person				✓		✓	✓	✓
GRAMMAR WDS	thing				✓		✓	✓	✓
GRAMMAR WDS	object				✓		✓	✓	✓
GRAMMAR WDS	action				✓		✓	✓	✓
GRAMMAR WDS	place				✓		✓	✓	✓
									✓
MATH	0			✓	✓	✓	✓	✓	✓
MATH	1			✓	✓	✓	✓	✓	✓
MATH	2			✓	✓	✓	✓	✓	✓
MATH	3			✓	✓	✓	✓	✓	✓
MATH	4			✓	✓	✓	✓	✓	✓
MATH	5			✓	✓	✓	✓	✓	✓
MATH	6			✓	✓	✓	✓	✓	✓
MATH	7			✓	✓	✓	✓	✓	✓
MATH	8			✓	✓	✓	✓	✓	✓
MATH	9			✓	✓	✓	✓	✓	✓
MATH	10			✓	✓	✓	✓	✓	✓
MATH	11			✓	✓	✓	✓	✓	✓
MATH	12			✓	✓	✓	✓	✓	✓
MATH	13			✓	✓	✓	✓	✓	✓
MATH	14			✓	✓	✓	✓	✓	✓
MATH	15			✓	✓	✓	✓	✓	✓
MATH	16			✓	✓	✓	✓	✓	✓
MATH	17			✓	✓	✓	✓	✓	✓
MATH	18			✓	✓	✓	✓	✓	✓

Page	Word/Folder	3*4 12	4*6 20	5*7 30	5*9 40	6*11 60	8*11 80	9*12 99	10*14 130
MATH	19			✓	✓	✓	✓	✓	✓
MATH	20			✓	✓	✓	✓	✓	✓
MATH	21			✓	✓	✓	✓	✓	✓
MATH	22			✓	✓	✓	✓	✓	✓
MATH	23			✓	✓	✓	✓	✓	✓
MATH	24			✓	✓	✓	✓	✓	✓
MATH	25			✓	✓	✓	✓	✓	✓
MATH	26			✓	✓	✓	✓	✓	✓
MATH	27			✓	✓	✓	✓	✓	✓
MATH	28			✓	✓	✓	✓	✓	✓
MATH	29			✓	✓	✓	✓	✓	✓
MATH	30			2	2	✓	✓	✓	✓
MATH	31			2	2	✓	✓	✓	✓
MATH	32			2	2	✓	✓	✓	✓
MATH	33			2	2	✓	✓	✓	✓
MATH	34			2	2	✓	✓	✓	✓
MATH	35			2	2	✓	✓	✓	✓
MATH	36			2	2	✓	✓	✓	✓
MATH	37			2	2	✓	✓	✓	✓
MATH	38			2	2	✓	✓	✓	✓
MATH	39			2	2	✓	✓	✓	✓
MATH	40			2	2	✓	✓	✓	✓
MATH	50			2	2	✓	✓	✓	✓
MATH	60			2	2	✓	✓	✓	✓
MATH	70			2	2	✓	✓	✓	✓
MATH	80			2	2	✓	✓	✓	✓
MATH	90			2	2	✓	✓	✓	✓
MATH	100			2	2	✓	✓	✓	✓
MATH	Add			2	2	✓	✓	✓	✓
MATH	subtract			2	2	✓	✓	✓	✓
MATH	multiply			2	2	✓	✓	✓	✓
MATH	divide			2	2	✓	✓	✓	✓
MATH	calculator			2	2	✓	✓	✓	✓
MATH	length			2	2	✓	✓	✓	✓
MATH	width			2	2	✓	✓	✓	✓
MATH	measure			2	2	✓	✓	✓	✓

Page	Word/Folder	3*4 12	4*6 20	5*7 30	5*9 40	6*11 60	8*11 80	9*12 99	10*14 130
MATH	estimate			2	2	✓	✓	✓	✓
MATH	fraction			2	2	✓	✓	✓	✓
TEST	A				✓	✓	✓	✓	✓
TEST	B				✓	✓	✓	✓	✓
TEST	C				✓	✓	✓	✓	✓
TEST	D				✓	✓	✓	✓	✓
TEST	E				✓	✓	✓	✓	✓
TEST	0				✓	✓	✓	✓	✓
TEST	1				✓	✓	✓	✓	✓
TEST	2				✓	✓	✓	✓	✓
TEST	3				✓	✓	✓	✓	✓
TEST	4				✓	✓	✓	✓	✓
TEST	5				✓	✓	✓	✓	✓
TEST	6				✓	✓	✓	✓	✓
TEST	7				✓	✓	✓	✓	✓
TEST	8				✓	✓	✓	✓	✓
TEST	9				✓	✓	✓	✓	✓
TEST	10				✓	✓	✓	✓	✓
TEST	11				✓	✓	✓	✓	✓
TEST	12				✓	✓	✓	✓	✓
TEST	13				✓	✓	✓	✓	✓
TEST	14				✓	✓	✓	✓	✓
TEST	15				✓	✓	✓	✓	✓
TEST	16				✓	✓	✓	✓	✓
TEST	17				✓	✓	✓	✓	✓
TEST	18				✓	✓	✓	✓	✓
TEST	19				✓	✓	✓	✓	✓
TEST	20				✓	✓	✓	✓	✓
TEST	True				✓	✓	✓	✓	✓
TEST	False				✓	✓	✓	✓	✓
NEWS	a			✓	✓	✓	✓	✓	✓
NEWS	an			✓	✓	✓	✓	✓	✓
NEWS	the			✓	✓	✓	✓	✓	✓
NEWS	news			✓	✓	✓	✓	✓	✓
NEWS	shooting			✓	✓	✓	✓	✓	✓
NEWS	lockdown				✓	✓	✓	✓	✓

Page	Word/Folder	3*4 12	4*6 20	5*7 30	5*9 40	6*11 60	8*11 80	9*12 99	10*14 130
NEWS	fire			✓	✓	✓	✓	✓	✓
NEWS	auto accident			✓	✓	✓	✓	✓	✓
NEWS	train derailment				✓	✓	✓	✓	✓
NEWS	murder				✓	✓	✓	✓	✓
NEWS	robbery			✓	✓	✓	✓	✓	✓
NEWS	abduction				✓	✓	✓	✓	✓
NEWS	rape				✓	✓	✓	✓	✓
NEWS	airplane wreck			✓	✓	✓	✓	✓	✓
NEWS	flood			✓	✓	✓	✓	✓	✓
NEWS	disaster			✓	✓	✓	✓	✓	✓
NEWS	hurricane			✓	✓	✓	✓	✓	✓
NEWS	tornado			✓	✓	✓	✓	✓	✓
NEWS	earthquake			✓	✓	✓	✓	✓	✓
NEWS	power outage			✓	✓	✓	✓	✓	✓
NEWS	United Nations				✓	✓	✓	✓	✓
NEWS	peace				✓	✓	✓	✓	✓
NEWS	war			✓	✓	✓	✓	✓	✓
NEWS	bombing			✓	✓	✓	✓	✓	✓
NEWS	vote			✓	✓	✓	✓	✓	✓
NEWS	campaign			✓	✓	✓	✓	✓	✓
NEWS	election			✓	✓	✓	✓	✓	✓
NEWS	Republican			✓	✓	✓	✓	✓	✓
NEWS	Democrat			✓	✓	✓	✓	✓	✓
NEWS	Independent			✓	✓	✓	✓	✓	✓
NEWS	President			✓	✓	✓	✓	✓	✓
NEWS	Vice President			✓	✓	✓	✓	✓	✓
NEWS	Governor			✓	✓	✓	✓	✓	✓
NEWS	Mayor					✓	✓	✓	✓
NEWS	Senator			✓	✓	✓	✓	✓	✓
NEWS	Congressman			✓	✓	✓	✓	✓	✓
SCHOOL CORE	cafeteria						✓	✓	✓
SCHOOL CORE	recess						✓	✓	✓
SCHOOL CORE	homeroom							✓	✓
SCHOOL CORE	gym								✓
SCHOOL PLACE	to		✓	✓	✓	✓	✓	✓	✓

Page	Word/Folder	3*4 12	4*6 20	5*7 30	5*9 40	6*11 60	8*11 80	9*12 99	10*14 130
SCHOOL PLACE	to a						✓	✓	✓
SCHOOL PLACE	to the		✓	✓	✓	✓	✓	✓	✓
SCHOOL PLACE	place		✓		✓	✓	✓	✓	✓
SCHOOL PLACE	home		✓	✓	✓	✓	✓	✓	✓
SCHOOL PLACE	school		✓	✓	✓	✓	✓	✓	✓
SCHOOL PLACE	restroom		✓	✓	✓	✓	✓	✓	✓
SCHOOL PLACE	math			✓	✓	✓	✓	✓	✓
SCHOOL PLACE	science			✓	✓	✓	✓	✓	✓
SCHOOL PLACE	social studies			✓	✓	✓	✓	✓	✓
SCHOOL PLACE	reading			✓	✓	✓	✓	✓	✓
SCHOOL PLACE	language arts			✓	✓	✓	✓	✓	✓
SCHOOL PLACE	homeroom			✓	✓	✓	✓	✓	✓
SCHOOL PLACE	art			✓	✓	✓	✓	✓	✓
SCHOOL PLACE	health			✓	✓	✓	✓	✓	✓
SCHOOL PLACE	gym		✓	✓	✓	✓	✓	✓	✓
SCHOOL PLACE	resource room			✓	✓	✓	✓	✓	✓
SCHOOL PLACE	computer lab			✓	✓	✓	✓	✓	✓
SCHOOL PLACE	study hall			✓		✓	✓	✓	✓
SCHOOL PLACE	upstairs		✓	✓	✓	✓	✓	✓	✓
SCHOOL PLACE	downstairs		✓	✓	✓	✓	✓	✓	✓
SCHOOL PLACE	elevator		✓	✓	✓	✓	✓	✓	✓
SCHOOL PLACE	classroom			✓	✓	✓	✓	✓	✓
SCHOOL PLACE	office				✓	✓	✓	✓	✓
SCHOOL PLACE	library		✓	✓	✓	✓	✓	✓	✓
SCHOOL PLACE	cafeteria		✓	✓	✓	✓	✓	✓	✓
SCHOOL PLACE	school store		✓	✓	✓	✓	✓	✓	✓
SCHOOL PLACE	auditorium		✓	✓	✓	✓	✓	✓	✓
SCHOOL PLACE	therapy			✓	✓	✓	✓	✓	✓
SCHOOL PLACE	OT		✓	✓	✓	✓	✓	✓	✓
SCHOOL PLACE	PT		✓	✓	✓	✓	✓	✓	✓
SCHOOL PLACE	speech		✓	✓	✓	✓	✓	✓	✓
SCHOOL PLACE	nurse		✓	✓	✓	✓	✓	✓	✓
SCHOOL PLACE	recess		✓	✓	✓	✓	✓	✓	✓
SCHOOL PLACE	playground		✓	✓	✓	✓	✓	✓	✓
SCHOOL PLACE	outside		✓		✓	✓	✓	✓	✓
SCHOOL PLACE	bus		✓	✓	✓	✓		✓	
SCHOOL PLACE	WRLD PLACE				✓	✓	✓	✓	✓
SCHOOL PLACE	PLANETS				✓	✓	✓	✓	✓

Page	Word/Folder	3*4 12	4*6 20	5*7 30	5*9 40	6*11 60	8*11 80	9*12 99	10*14 130
SCHOOL PLACE	STATES				✓	✓	✓	✓	✓
SCHOOL PLACE	to		✓	✓	✓	✓	✓	✓	✓
SCHOOL PLACE	to a						✓	✓	✓
SCHOOL PLACE	to the		✓	✓	✓	✓	✓	✓	✓
SCHOOL PLACE	place		✓		✓	✓	✓	✓	✓
SCHOOL PLACE	home		✓	✓	✓	✓	✓	✓	✓
SCHOOL PLACE	school		✓	✓	✓	✓	✓	✓	✓
SCHOOL PLACE	restroom		✓	✓	✓	✓	✓	✓	✓
SCHOOL PLACE	math			✓	✓	✓	✓	✓	✓
SCHOOL PLACE	science			✓	✓	✓	✓	✓	✓
SCHOOL PLACE	social studies			✓	✓	✓	✓	✓	✓
SCHOOL PLACE	reading			✓	✓	✓	✓	✓	✓
SCHOOL PLACE	language arts			✓	✓	✓	✓	✓	✓
SCHOOL PLACE	homeroom			✓	✓	✓	✓	✓	✓
SCHOOL PLACE	art			✓	✓	✓	✓	✓	✓
SCHOOL PLACE	health			✓	✓	✓	✓	✓	✓
SCHOOL PLACE	gym		✓	✓	✓	✓	✓	✓	✓
SCHOOL PLACE	resource room			✓	✓	✓	✓	✓	✓
SCHOOL PLACE	computer lab			✓	✓	✓	✓	✓	✓
SCHOOL PLACE	study hall			✓		✓	✓	✓	✓
SCHOOL PLACE	upstairs		✓	✓	✓	✓	✓	✓	✓
SCHOOL PLACE	downstairs		✓	✓	✓	✓	✓	✓	✓

Monthly Topic Pages

NOTE: Since the Month Topic pages contain a combination of words and phrases are not included in the page Alpha Sort.

Page	Word/Folder	3*4 12	4*6 20	5*7 30	5*9 40	6*11 60	8*11 80	9*12 99	10*14 130
JANUARY	January				✓	✓	✓	✓	✓
JANUARY	Happy New Year				✓	✓	✓	✓	✓
JANUARY	holiday				✓	✓	✓	✓	✓
JANUARY	winter				✓	✓	✓	✓	✓
JANUARY	cold				✓	✓	✓	✓	✓
JANUARY	snow				✓	✓	✓	✓	✓
JANUARY	snowman				✓	✓	✓	✓	✓
JANUARY	New Year's Day				✓	✓	✓	✓	✓
JANUARY	January 1				✓	✓	✓	✓	✓
JANUARY	Martin Luther King				✓	✓	✓	✓	✓
JANUARY	I have a dream				✓	✓	✓	✓	✓
JANUARY	Chinese New Year				✓	✓	✓	✓	✓
FEBRUARY	February				✓	✓	✓	✓	✓
FEBRUARY	Happy Valentine's Day				✓	✓	✓	✓	✓
FEBRUARY	holiday				✓	✓	✓	✓	✓
FEBRUARY	snowman				✓	✓	✓	✓	✓
FEBRUARY	winter				✓	✓	✓	✓	✓
FEBRUARY	cold				✓	✓	✓	✓	✓
FEBRUARY	snow				✓	✓	✓	✓	✓
FEBRUARY	Leap year				✓	✓	✓	✓	✓
FEBRUARY	Ground Hog's Day				✓	✓	✓	✓	✓
FEBRUARY	groundhog				✓	✓	✓	✓	✓
FEBRUARY	see shadow				✓	✓	✓	✓	✓
FEBRUARY	didn't see				✓	✓	✓	✓	✓
FEBRUARY	President's Day				✓	✓	✓	✓	✓
FEBRUARY	Abraham Lincoln				✓	✓	✓	✓	✓
FEBRUARY	Honest Abe				✓	✓	✓	✓	✓

Page	Word/Folder	3*4 12	4*6 20	5*7 30	5*9 40	6*11 60	8*11 80	9*12 99	10*14 130
FEBRUARY	George Washington				✓	✓	✓	✓	✓
FEBRUARY	Valentine's Day				✓	✓	✓	✓	✓
FEBRUARY	February 14				✓	✓	✓	✓	✓
FEBRUARY	heart				✓	✓	✓	✓	✓
FEBRUARY	cupid				✓	✓	✓	✓	✓
FEBRUARY	arrow				✓	✓	✓	✓	✓
FEBRUARY	I Love you				✓	✓	✓	✓	✓
FEBRUARY	chocolates				✓	✓	✓	✓	✓
FEBRUARY	card				✓	✓	✓	✓	✓
FEBRUARY	flowers				✓	✓	✓	✓	✓
FEBRUARY	roses				✓	✓	✓	✓	✓
MARCH	March				✓	✓	✓	✓	✓
MARCH	St. Patrick's Day				✓	✓	✓	✓	✓
MARCH	Happy Easter				✓	✓	✓	✓	✓
MARCH	holiday				✓	✓	✓	✓	✓
MARCH	winter				✓	✓	✓	✓	✓
MARCH	cold				✓	✓	✓	✓	✓
MARCH	snow				✓	✓	✓	✓	✓
MARCH	spring				✓	✓	✓	✓	✓
MARCH	warm				✓	✓	✓	✓	✓
MARCH	windy				✓	✓	✓	✓	✓
MARCH	March comes in like a				✓	✓	✓	✓	✓
MARCH	March goes out like a				✓	✓	✓	✓	✓
MARCH	lion				✓	✓	✓	✓	✓
MARCH	lamb				✓	✓	✓	✓	✓
MARCH	time changes				✓	✓	✓	✓	✓
MARCH	clock				✓	✓	✓	✓	✓
MARCH	forward				✓	✓	✓	✓	✓
MARCH	daylight savings time				✓	✓	✓	✓	✓
MARCH	begins				✓	✓	✓	✓	✓
MARCH	ends				✓	✓	✓	✓	✓
MARCH	standard time				✓	✓	✓	✓	✓
MARCH	Saint Patrick				✓	✓	✓	✓	✓

Page	Word/Folder	3*4 12	4*6 20	5*7 30	5*9 40	6*11 60	8*11 80	9*12 99	10*14 130
MARCH	shamrock				✓	✓	✓	✓	✓
APRIL	April				✓	✓	✓	✓	✓
APRIL	April Fool!				✓	✓	✓	✓	✓
APRIL	holiday				✓	✓	✓	✓	✓
APRIL	spring				✓	✓	✓	✓	✓
APRIL	warm				✓	✓	✓	✓	✓
APRIL	rain				✓	✓	✓	✓	✓
APRIL	flower				✓	✓	✓	✓	✓
APRIL	April Showers bring May flowers				✓	✓	✓	✓	✓
APRIL	Passover				✓	✓	✓	✓	✓
APRIL	Seder				✓	✓	✓	✓	✓
APRIL	Matzo				✓	✓	✓	✓	✓
APRIL	Palm Sunday				✓	✓	✓	✓	✓
APRIL	Holy Thursday				✓	✓	✓	✓	✓
APRIL	Good Friday				✓	✓	✓	✓	✓
APRIL	Easter Sunday				✓	✓	✓	✓	✓
APRIL	egg				✓	✓	✓	✓	✓
APRIL	bunny				✓	✓	✓	✓	✓
APRIL	Easter basket				✓	✓	✓	✓	✓
APRIL	Easter Egg hunt				✓	✓	✓	✓	✓
APRIL	chocolate bunny				✓	✓	✓	✓	✓
APRIL	chocolates				✓	✓	✓	✓	✓
APRIL	card				✓	✓	✓	✓	✓
APRIL	flowers				✓	✓	✓	✓	✓
MAY	MAY				✓	✓	✓	✓	✓
MAY	Happy Mother's Day				✓	✓	✓	✓	✓
MAY	holiday				✓	✓	✓	✓	✓
MAY	spring				✓	✓	✓	✓	✓
MAY	warm				✓	✓	✓	✓	✓
MAY	flower				✓	✓	✓	✓	✓
MAY	May Day				✓	✓	✓	✓	✓
MAY	May Pole				✓	✓	✓	✓	✓

Page	Word/Folder	3*4 12	4*6 20	5*7 30	5*9 40	6*11 60	8*11 80	9*12 99	10*14 130
MAY	Mother's Day				✓	✓	✓	✓	✓
MAY	flowers				✓	✓	✓	✓	✓
MAY	gift				✓	✓	✓	✓	✓
MAY	restaurant				✓	✓	✓	✓	✓
MAY	Memorial Day				✓	✓	✓	✓	✓
MAY	soldier				✓	✓	✓	✓	✓
MAY	May 31				✓	✓	✓	✓	✓
MAY	parade				✓	✓	✓	✓	✓
MAY	American Flag				✓	✓	✓	✓	✓
							✓	✓	✓
JUNE	June				✓	✓			
JUNE	Happy Father's Day				✓	✓	✓	✓	✓
JUNE	holiday				✓	✓	✓	✓	✓
JUNE	spring				✓	✓	✓	✓	✓
JUNE	warm				✓	✓	✓	✓	✓
JUNE	summer				✓	✓	✓	✓	✓
JUNE	hot				✓	✓	✓	✓	✓
JUNE	Flag Day				✓	✓	✓	✓	✓
JUNE	American Flag				✓	✓	✓	✓	✓
JUNE	Father's Day				✓	✓	✓	✓	✓
JUNE	card				✓	✓	✓	✓	✓
JUNE	tie				✓	✓	✓	✓	✓
JUNE	gift				✓	✓	✓	✓	✓
JUNE	restaurant				✓	✓	✓	✓	✓
JUNE	graduation				✓	✓	✓	✓	✓
JUNE	diploma				✓	✓	✓	✓	✓
JUNE	cap				✓	✓	✓	✓	✓
JUNE	tassel				✓	✓	✓	✓	✓
JUNE	gown				✓	✓	✓	✓	✓
JUNE	graduation party				✓	✓	✓	✓	✓
JUNE	congratulations				✓	✓	✓	✓	✓
JUNE	Kindergarten				✓	✓	✓	✓	✓
JUNE	Grade school				✓	✓	✓	✓	✓
JUNE	Middle school				✓	✓	✓	✓	✓
JUNE	High school				✓	✓	✓	✓	✓
JUNE	College				✓	✓	✓	✓	✓

Page	Word/Folder	3*4 12	4*6 20	5*7 30	5*9 40	6*11 60	8*11 80	9*12 99	10*14 130
JULY	July				✓	✓	✓	✓	✓
JULY	Happy 4 th of July				✓	✓	✓	✓	✓
JULY	holiday				✓	✓	✓	✓	✓
JULY	summer				✓	✓	✓	✓	✓
JULY	hot				✓	✓	✓	✓	✓
JULY	sun				✓	✓	✓	✓	✓
JULY	thunderstorm				✓	✓	✓	✓	✓
JULY	4 th of July				✓	✓	✓	✓	✓
JULY	Independence Hall				✓	✓	✓	✓	✓
JULY	Philadelphia				✓	✓	✓	✓	✓
JULY	Declaration of Independence				✓	✓	✓	✓	✓
JULY	picnic				✓	✓	✓	✓	✓
JULY	sunscreen				✓	✓	✓	✓	✓
JULY	bugs				✓	✓	✓	✓	✓
JULY	beach				✓	✓	✓	✓	✓
JULY	beach umbrella				✓	✓	✓	✓	✓
JULY	beach towel				✓	✓	✓	✓	✓
JULY	beach ball				✓	✓	✓	✓	✓
JULY	garden				✓	✓	✓	✓	✓
JULY	plant				✓	✓	✓	✓	✓
JULY	seeds				✓	✓	✓	✓	✓
JULY	fruit				✓	✓	✓	✓	✓
JULY	vegetable				✓	✓	✓	✓	✓
JULY	water				✓	✓	✓	✓	✓
JULY	hose				✓	✓	✓	✓	✓
JULY	sprinkler				✓	✓	✓	✓	✓
JULY	garden tool				✓	✓	✓	✓	✓
AUGUST	August				✓	✓	✓	✓	✓
AUGUST	holiday				✓	✓	✓	✓	✓
AUGUST	summer				✓	✓	✓	✓	✓
AUGUST	hot				✓	✓	✓	✓	✓
AUGUST	sun				✓	✓	✓	✓	✓
AUGUST	thunderstorm				✓	✓	✓	✓	✓
AUGUST	rainbow				✓	✓	✓	✓	✓
AUGUST	camp				✓	✓	✓	✓	✓

Page	Word/Folder	3*4 12	4*6 20	5*7 30	5*9 40	6*11 60	8*11 80	9*12 99	10*14 130
AUGUST	cabin				✓	✓	✓	✓	✓
AUGUST	bunk bed				✓	✓	✓	✓	✓
AUGUST	campers				✓	✓	✓	✓	✓
AUGUST	s'mores				✓	✓	✓	✓	✓
AUGUST	camp song				✓	✓	✓	✓	✓
AUGUST	picnic				✓	✓	✓	✓	✓
AUGUST	sunscreen				✓	✓	✓	✓	✓
AUGUST	bugs				✓	✓	✓	✓	✓
AUGUST	beach				✓	✓	✓	✓	✓
AUGUST	beach umbrella				✓	✓	✓	✓	✓
AUGUST	beach towel				✓	✓	✓	✓	✓
AUGUST	beach ball				✓	✓	✓	✓	✓
AUGUST	garden				✓	✓	✓	✓	✓
AUGUST	plant				✓	✓	✓	✓	✓
AUGUST	seeds				✓	✓	✓	✓	✓
AUGUST	fruit				✓	✓	✓	✓	✓
AUGUST	vegetables				✓	✓	✓	✓	✓
AUGUST	water				✓	✓	✓	✓	✓
AUGUST	hose				✓	✓	✓	✓	✓
AUGUST	sprinkler				✓	✓	✓	✓	✓
AUGUST	garden tool				✓	✓	✓	✓	✓
SEPTEMBER	September				✓	✓	✓	✓	✓
SEPTEMBER	holiday				✓	✓	✓	✓	✓
SEPTEMBER	summer				✓	✓	✓	✓	✓
SEPTEMBER	hot				✓	✓	✓	✓	✓
SEPTEMBER	fall				✓	✓	✓	✓	✓
SEPTEMBER	cool				✓	✓	✓	✓	✓
SEPTEMBER	school				✓	✓	✓	✓	✓
SEPTEMBER	apples				✓	✓	✓	✓	✓
SEPTEMBER	Rosh Hashanah				✓	✓	✓	✓	✓
SEPTEMBER	Yom Kippur				✓	✓	✓	✓	✓
SEPTEMBER	WTC Attack				✓	✓	✓	✓	✓
SEPTEMBER	September 11, 2001				✓	✓	✓	✓	✓
SEPTEMBER	airplane				✓	✓	✓	✓	✓
SEPTEMBER	Pentagon				✓	✓	✓	✓	✓
SEPTEMBER	fireman				✓	✓	✓	✓	✓

Page	Word/Folder	3*4 12	4*6 20	5*7 30	5*9 40	6*11 60	8*11 80	9*12 99	10*14 130
SEPTEMBER	police				✓	✓	✓	✓	✓
SEPTEMBER	New York				✓	✓	✓	✓	✓
SEPTEMBER	PA				✓	✓	✓	✓	✓
SEPTEMBER	Washington, DC				✓	✓	✓	✓	✓
SEPTEMBER	WTC Museum				✓	✓	✓	✓	✓
SEPTEMBER	One World Trade Center				✓	✓			
OCTOBER	October				✓	✓	✓	✓	✓
OCTOBER	trick or treat				✓	✓	✓	✓	✓
OCTOBER	holiday				✓	✓	✓	✓	✓
OCTOBER	fall				✓	✓	✓	✓	✓
OCTOBER	cool				✓	✓	✓	✓	✓
OCTOBER	Columbus Day				✓	✓	✓	✓	✓
OCTOBER	America				✓	✓	✓	✓	✓
OCTOBER	Nina				✓	✓	✓	✓	✓
OCTOBER	Pinto				✓	✓	✓	✓	✓
OCTOBER	Santa Maria				✓	✓	✓	✓	✓
OCTOBER	ship				✓	✓	✓	✓	✓
OCTOBER	Christopher Columbus				✓	✓	✓	✓	✓
OCTOBER	1492				✓	✓	✓	✓	✓
OCTOBER	UN Day				✓	✓	✓	✓	✓
OCTOBER	flag				✓	✓	✓	✓	✓
OCTOBER	Halloween				✓	✓	✓	✓	✓
OCTOBER	costume				✓	✓	✓	✓	✓
OCTOBER	decorations				✓	✓	✓	✓	✓
OCTOBER	ghost				✓	✓	✓	✓	✓
OCTOBER	witch				✓	✓	✓	✓	✓
OCTOBER	pumpkin				✓	✓	✓	✓	✓
OCTOBER	Jack-o-lantern				✓	✓	✓	✓	✓
OCTOBER	cider				✓	✓	✓	✓	✓
OCTOBER	candy				✓	✓	✓	✓	✓
OCTOBER	party				✓	✓	✓	✓	✓
OCTOBER	parade				✓	✓	✓	✓	✓
OCTOBER	bag				✓	✓	✓	✓	✓
NOVEMBER	November				✓	✓	✓	✓	✓

Page	Word/Folder	3*4 12	4*6 20	5*7 30	5*9 40	6*11 60	8*11 80	9*12 99	10*14 130
NOVEMBER	Happy Thanksgiving				✓	✓	✓	✓	✓
NOVEMBER	holiday				✓	✓	✓	✓	✓
NOVEMBER	fall				✓	✓	✓	✓	✓
NOVEMBER	cool				✓	✓	✓	✓	✓
NOVEMBER	leaves				✓	✓	✓	✓	✓
NOVEMBER	cold				✓	✓	✓	✓	✓
NOVEMBER	snow				✓	✓	✓	✓	✓
NOVEMBER	time changes				✓	✓	✓	✓	
NOVEMBER	clock				✓	✓	✓	✓	✓
NOVEMBER	back				✓	✓	✓	✓	✓
NOVEMBER	daylight savings time				✓	✓	✓	✓	✓
NOVEMBER	begins				✓	✓	✓	✓	✓
NOVEMBER	ends				✓	✓	✓	✓	✓
NOVEMBER	standard time				✓	✓	✓	✓	✓
NOVEMBER	veteran's day				✓	✓	✓	✓	✓
NOVEMBER	thank you				✓	✓	✓	✓	✓
NOVEMBER	Thanksgiving				✓	✓	✓	✓	✓
NOVEMBER	Pilgrims				✓	✓	✓	✓	✓
NOVEMBER	Mayflower				✓	✓	✓	✓	✓
NOVEMBER	Native Americans				✓	✓	✓	✓	✓
NOVEMBER	corn				✓	✓	✓	✓	✓
NOVEMBER	cranberries				✓	✓	✓	✓	✓
NOVEMBER	turkey				✓	✓	✓	✓	✓
NOVEMBER	yam				✓	✓	✓	✓	✓
NOVEMBER	pumpkin				✓	✓	✓	✓	✓
NOVEMBER	stuffing				✓	✓	✓	✓	✓
NOVEMBER	pie				✓	✓	✓	✓	✓
NOVEMBER	dinner				✓	✓	✓	✓	✓
NOVEMBER	family				✓	✓	✓	✓	✓
NOVEMBER	thanks				✓	✓	✓	✓	✓
NOVEMBER	parade				✓	✓	✓	✓	✓
NOVEMBER	marching band				✓	✓	✓	✓	✓
NOVEMBER	float				✓	✓	✓	✓	✓
NOVEMBER	balloons				✓	✓	✓	✓	✓
NOVEMBER	Santa Claus				✓	✓	✓	✓	✓

Page	Word/Folder	3*4 12	4*6 20	5*7 30	5*9 40	6*11 60	8*11 80	9*12 99	10*14 130
DECEMBER	December				✓	✓	✓	✓	✓
DECEMBER	Merry Christmas				✓	✓	✓	✓	✓
DECEMBER	Happy Hanukkah				✓	✓	✓	✓	✓
DECEMBER	holiday				✓	✓	✓	✓	✓
DECEMBER	vacation				✓	✓	✓	✓	✓
DECEMBER	fall				✓	✓	✓	✓	✓
DECEMBER	cool				✓	✓	✓	✓	✓
DECEMBER	dark				✓	✓	✓	✓	✓
DECEMBER	winter				✓	✓	✓	✓	✓
DECEMBER	cold				✓	✓	✓	✓	✓
DECEMBER	snow				✓	✓	✓	✓	✓
DECEMBER	Hanukkah				✓	✓	✓	✓	✓
DECEMBER	menorah				✓	✓	✓	✓	✓
DECEMBER	candles				✓	✓	✓	✓	✓
DECEMBER	oil				✓	✓	✓	✓	✓
DECEMBER	driedel				✓	✓	✓	✓	✓
DECEMBER	Nativity				✓	✓	✓	✓	✓
DECEMBER	Baby Jesus				✓	✓	✓	✓	✓
DECEMBER	Mary				✓	✓	✓	✓	✓
DECEMBER	Joseph				✓	✓	✓	✓	✓
DECEMBER	Manger				✓	✓	✓	✓	✓
DECEMBER	Wise Men				✓	✓	✓	✓	✓
DECEMBER	star				✓	✓	✓	✓	✓
DECEMBER	Christmas				✓	✓	✓	✓	✓
DECEMBER	Christmas stocking				✓	✓	✓	✓	✓
DECEMBER	fireplace				✓	✓	✓	✓	✓
DECEMBER	tree				✓	✓	✓	✓	✓
DECEMBER	decorations				2	✓	✓	✓	✓
DECEMBER	lights				✓	✓	✓	✓	✓
DECEMBER	wreath				✓	✓	✓	✓	✓
DECEMBER	presents				✓	✓	✓	✓	✓
DECEMBER	card				✓	✓	✓	✓	✓
DECEMBER	toys				✓	✓	✓	✓	✓
DECEMBER	cookies				2	✓	✓	✓	✓
DECEMBER	milk				2	✓	✓	✓	✓
DECEMBER	candy cane				2	✓	✓	✓	✓

Page	Word/Folder	3*4 12	4*6 20	5*7 30	5*9 40	6*11 60	8*11 80	9*12 99	10*14 130
DECEMBER	Santa				✓	✓	✓	✓	✓
DECEMBER	Ho, ho, ho				✓	✓	✓	✓	✓
DECEMBER	Santa's workshop				2	✓	✓	✓	✓
DECEMBER	North Pole				2	✓	✓	✓	✓
DECEMBER	sleigh				✓	✓	✓	✓	✓
DECEMBER	reindeer				✓	✓	✓	✓	✓
DECEMBER	Rudolph				✓	✓	✓	✓	✓

Implementation Suggestions

The following is a sample lesson plan that can be used to generate some ideas of how to teach the Gateway vocabulary.

Therapy Resources for Teaching Gateway®
Joan Bruno, Ph.D., CCC-SLP

Using I and Me Fun Deck™

Using I and Me Fun Deck™ is a card game, produced and distributed through Super Duper Publications (FD# -61) www.superduperinc.com. It is designed to teach the correct use of the pronouns I and me. The card deck contains 54 cards with each card of the pair depicting I as the subject and me as the object of the proposition. Since the game uses proper names for the characters depicted on the card, it is suggested that a pronoun be substituted for them when using any of the Gateway page sets. The *Using I and Me Fun Deck* is an appropriate therapy tool for children, aged 4 years and up, who use Gateway® 40 or 60. It comes with suggested activities for how the cards can be used.



Gateway® Intervention Goals:

- Vocabulary: Acquisition** –Pronouns I, me; with
- Expressive Language: Syntax** – I as Subject; me as Object of Proposition; Simple declarative sentences

Suggested AAC Intervention Strategies: Modeling Expansion Aided Language Stimulation

Subject	Gateway		Verb	Gateway		Lit Wd.	Gateway		Desc Wd.	Gateway		Object	Gateway	
	40	66		40	66		40	66		40	66		40	66
I	X	X	Am, are	X	X	On	X	X	Near		X	Trip (vacation)	X	X
Me	X	X	Will	X	X	Off	X	X	Next (Time)	X	X	Turtle		X
We	X	X	Ask	X	X	The	X	X				Lion	X	X
My	X	X	Go	X	X	A	X	X				Snow	X	X
us	X	X	Stand	X	X	To	X	X				Party	X	X
Grandpa	X	X	Write	X	X	Beside	X	X				Tree	X	X
Brother	X	X	Sit	X	X	About	X	X				Cupcakes	X	X
Teacher	X	X	Play	X	X	At	X	X				Game	X	X
Sister	X	X	See	X	X	By	X					Soccer (football)	X	X
Friend	X	X	Give (receive)	X	X	From	X					Report	X	X
Cousin	X	X	Finish	X	X	With	X					Gift (present)	X	X
Mom	X	X	Eat	X	X							Table	X	X
It	X	X	Read	X	X				PLACES			Ice cream	X	X
			Paint	X	X				Pool (Place)	X	X	Book	X	X
			Walk (hike)	X	X				Store	X	X	Cat	X	X
			Help	X	X							Picture	X	X
			Let		X							Bus	X	X
			Fall	X	X							Dog	X	X